

Intex Primary Channels

Designed to support furring channels. Can be direct fixed or suspended.

CODE	DESCRIPTION	LENGTH	PACK QTY
2P236	Top Cross Rail 0.75 BMT 25mm	3600mm	10/200
2P248	Top Cross Rail 0.75 BMT 25mm	4800mm	10/200
2P260	Top Cross Rail 0.75 BMT 25mm	6000mm	10/200
2P448	Top Cross Rail 0.75 BMT 38mm	4800mm	10/200

Intex Batten & Furring Channels

Designed for direct fixing to trusses, suspension applications and for use in battening walls. Knurled face provides better contact for adhesive and positive screw penetration point. Soft feed steel material ensures easy screw or nail penetration. Guaranteed to span 1200mm.

2F148	MegaBatten® Ceiling/Wall Section 0.45mm BMT 18mm	4800mm	12/420
2F160	MegaBatten® Ceiling/Wall Section 0.45mm BMT 18mm	6000mm	12/420

Designed for direct fixing to trusses and walls. Knurled face provides better contact for adhesive and positive screw penetration point. Soft feed steel material ensures easy screw or nail penetration.

2F261	MegaBatten® Top Hat Ceiling Section 22mm	6100mm	10/200
-------	--	--------	--------

Heavy Duty 38mm wide x 28mm deep, designed to be direct fixed with clips, or fully suspended. Suitable for use in fire rated systems.

2F324	Furring Channel 28mm	2400mm	8/240
2F327	Furring Channel 28mm	2700mm	8/240
2F330	Furring Channel 28mm	3000mm	8/240
2F336	Furring Channel 28mm	3600mm	8/240
2F348	Furring Channel 28mm	4800mm	8/240
2F360	Furring Channel 28mm	6000mm	8/240

Medium Duty 38mm wide x 16mm deep, designed to be direct fixed with clips, fully suspended, or used as wall batten.

2F427	Furring Channel 16mm	2700mm	8/240
2F430	Furring Channel 16mm	3000mm	8/240
2F436	Furring Channel 16mm	3600mm	8/240
2F448	Furring Channel 16mm	4800mm	8/240
2F460	Furring Channel 16mm	6000mm	8/240

Heavy Duty 13mm deep, designed for direct fixing to walls. Provides double screw fixing points for board fixing.

2F730	Recessed Furring Channel 13mm	3000mm	100
2F760	Recessed Furring Channel 13mm	6000mm	100

Designed for use on walls to provide sound and vibration isolation.

2F936	Resilient Channel	3660mm	200
-------	-------------------	--------	-----

Intex Wall Tracks

Designed to be fixed to walls around ceiling perimeters to support furring channel. Particularly useful for passageways.

CODE	DESCRIPTION	LENGTH	PACK QTY
2FW1630	Furring Channel Perimeter Track 16mm	3000mm	10/200
2FW2830	Furring Channel Perimeter Track 28mm	3000mm	10/200
2FW2836	Furring Channel Perimeter Track 28mm	3600mm	10/200

Intex Exposed Ceiling Systems

Exposed grid system for 1200 x 600mm or 600 x 600mm drop in acoustic and plasterboard ceiling tiles. Manufactured from galvanised steel with white colorbond capping. Easily assembled with self-splicing main runners and click-in tabs to ensure a precision fit, producing a flat ceiling.

2T136	Exposed Ceiling Grid Main Tee 24 x 38mm	3600mm	20
-------	---	--------	----

2T212	Exposed Ceiling Grid Cross Tee 24 x 33mm	1200mm	60
2T306	Exposed Ceiling Grid Cross Tee 24 x 25mm	600mm	60

2W236	Exposed Wall Angle 22 x 19mm	3600mm	40
2W136	Exposed Wall Angle 40 x 19mm	3600mm	32

2W336	Exposed Shadowline Wall Angle 27 x 10 x 19mm	3600mm	24
-------	--	--------	----

Intex Direct Fixing Clips - Batten

Designed for use with 2F1 batten.

CODE	DESCRIPTION	CTN QTY
2D1	MegaBatten® Short Section Clip 87mm	100
2D2	MegaBatten® Long Section Clip 160mm	100
2D3	MegaBatten® Flush Wall/Ceiling Clip	100
2D10	MegaBatten® Wall/Ceiling Clip with 10mm Step	100
2D11	MegaBatten® Wall/Ceiling Clip with 10mm Step & 6mm Thread	100



Intex Channel Joiners

Designed for use with specific channels enabling use of continuous channel lengths.

CODE	DESCRIPTION	CTN QTY
2J1	Top Cross Rail Section Joiner	100
2J3	Nail Up MegaBatten® Section Joiner	100
2J3A	Nail Up MegaBatten® I Section Joiner	100
2J5	Furring Channel Section Joiner	100



Intex Direct Fixing Clips - Furring Channel

Designed for use with 2F3/2F4 furring channel.

CODE	DESCRIPTION	CTN QTY
2D5	Short Furring Channel Clip 95mm	100
2D6	Long Furring Channel Clip 190mm	100
2D7	Furring Channel Wall/Ceiling Clip	100
2D8	Furring Channel Wall/Ceiling Clip with 6mm Thread	100
2D15	BettaFix Short Adjustable Furring Channel Clip	200
2D15L	BettaFix Short Adjustable Furring Channel Clip	100



Intex Primary Couplings

Designed to provide locking together of primary and secondary channels.

CODE	DESCRIPTION	CTN QTY
2C1	Top Cross Rail to Furring Channel Coupling	200
2C4	Tee-Bar to MegaBatten® Section/Furring Channel Coupling	100
2C5	Top Cross Rail to 23mm Furring Channel Coupling	100
2C6	Top Cross Rail to 18mm MegaBatten® Section Coupling	100



Intex Primary Suspension Clips

Components designed to hang primary channels from suspension rods.

CODE	DESCRIPTION	CTN QTY
2S1	Adjustable Top Cross Rail Spring Hanger	100
2S1A	Adjustable Top Cross Rail Side Mount Spring Hanger	100
2S3	Adjustable Tee-Bar Spring Hanger	100
2S6	Top Cross Rail Direct Fix Clip	100



Intex Suspension Rods

Designed for use in suspended ceiling applications.

CODE	DESCRIPTION	LENGTH	PACK QTY
2R536	Galvanised Suspension Rod 5mm	3600mm	45

Intex MegaFix® Rod Suspension Components

Clips and fasteners designed to hang suspension rod from.

CODE	DESCRIPTION	PACK QTY
2H1	Suspension Rod Bracket	100
2H2	Suspension Rod Right Angle Bracket	100
2VF	Purlin Clip	100
2H7A	Tie Wire Spike	100/500
2H7B	Tie Wire Spike	100/500
9S625	Sleeve Type Suspension Anchor	100/1000
9S640	Sleeve Type Suspension Anchor	100/1000
9S660	Wedge Type Suspension Anchor	100/1000
9AC25T	Angle Clip Assembly with Top Hat	100/1200
9AC25	Angle Clip Assembly with Top Hat & Flute for Concrete	100/1200




Intex Acoustic Resilient Mounts

Components designed to fix furring channel and battens to walls and ceilings whilst providing reduction in noise transmission and isolation from structure vibration.

CODE	DESCRIPTION	CTN QTY
2RD20	MegaBatten® Section Direct Fix Resilient Mount	100
2RD9	Furring Channel Direct Fix Resilient Mount	100
2RD15	BettaFix Furring Channel Resilient Mount	100
2RD1	Furring Channel Direct Fix Resilient Mount	100
2RD1T	Furring Channel Threaded Resilient Mount*	100
2RD5	Furring Channel to Top Cross Rail Direct Fix Resilient Mount	100
2RD6	Furring Channel to Purlin Direct Fix Resilient Mount	100
2RD7	Concrete to Stud Wall Bracket Resilient Mount	100
2RD8	Joiner Bracket Resilient Mount	100
RESIL045	Resil-A-Mat Resilient Rubber Mat	200
2CSS	Staggered Stud Clip	100

*Various fastener sizes available.



Straitflex® X-Crack System

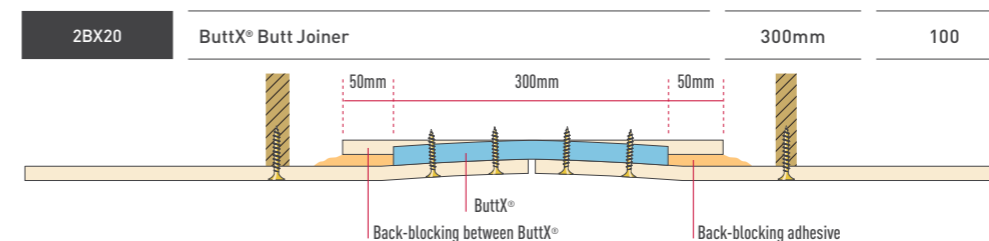
Eliminates ceiling cracks forever. Manufactured from 0.6mm (0.024") galvanized steel with a PVC hinge adjustable to any angle, straightening uneven framing. Absorbs movement thus preventing cracks. Quick and easy to install, eliminating pre-filling and pre-straightening.

CODE	DESCRIPTION	LENGTH	PACK QTY
2XC100	X-Crack Framing System	3000mm	10



Intex Butt Joiners

Designed for back blocking of plasterboard joints where butt joints occur. Forms a recess in the plasterboard face at the junction of board edges. Eliminates need for temporary battens and packers. Reduces glancing light issues associated with butt joints.



Intex Wall Track 0.55mm BMT

Designed for use in stud wall applications providing a friction fit for studs.

CODE	DESCRIPTION	LENGTH	PACK QTY
3T5130	Track 0.55mm BMT 51 x 32mm	3000mm	10/100
3T6430	Track 0.55mm BMT 64 x 32mm	3000mm	10/100
3T7630	Track 0.55mm BMT 76 x 32mm	3000mm	10/100
3T9230	Track 0.55mm BMT 92 x 32mm	3000mm	10/100



Intex Wall Stud 0.50-0.55mm BMT

Lipped stud designed for fire rated and non-fire rated, non-load bearing walls and partitions. Punched service holes.

3S5124	Stud 0.50mm BMT 51mm	2400mm	10/100
3S5127	Stud 0.50mm BMT 51mm	2700mm	10/100
3S5130	Stud 0.50mm BMT 51mm	3000mm	10/100
3S5136	Stud 0.50mm BMT 51mm	3600mm	10/100
3S5142	Stud 0.50mm BMT 51mm	4200mm	10/100
3S6424	Stud 0.50mm BMT 64mm	2400mm	10/100
3S6427	Stud 0.50mm BMT 64mm	2700mm	10/100
3S6428	Stud 0.50mm BMT 64mm	2800mm	10/100
3S6430	Stud 0.50mm BMT 64mm	3000mm	10/100
3S6436	Stud 0.50mm BMT 64mm	3600mm	10/100
3S6442	Stud 0.50mm BMT 64mm	4200mm	10/100
3S6448	Stud 0.50mm BMT 64mm	4800mm	10/100
3S7624	Stud 0.55mm BMT 76mm	2400mm	10/100
3S7627	Stud 0.55mm BMT 76mm	2700mm	10/100
3S7630	Stud 0.55mm BMT 76mm	3000mm	10/100
3S7632	Stud 0.55mm BMT 76mm	3200mm	10/100
3S7636	Stud 0.55mm BMT 76mm	3600mm	10/100
3S7642	Stud 0.55mm BMT 76mm	2400mm	10/100
3S7648	Stud 0.55mm BMT 76mm	4800mm	10/100
3S9224	Stud 0.55mm BMT 92mm	2400mm	10/100
3S9227	Stud 0.55mm BMT 92mm	2700mm	10/100
3S9230	Stud 0.55mm BMT 92mm	3000mm	10/100
3S9236	Stud 0.55mm BMT 92mm	3600mm	10/100
3S9242	Stud 0.55mm BMT 92mm	4200mm	10/100
3S9248	Stud 0.55mm BMT 92mm	4800mm	10/100
3S9260	Stud 0.55mm BMT 92mm	6000mm	10/100



Intex Deflection Head Track 0.55mm BMT

Heavy gauge track designed for use in wall and floor applications to support studs in load bearing fire rated partitions and walls, particularly in multi storey applications. Features full 50mm flange for specific applications.

CODE	DESCRIPTION	LENGTH	PACK QTY
3D5130	Deflection Head Track 0.55mm BMT 51 x 50mm	3000mm	10/100
3D6430	Deflection Head Track 0.55mm BMT 64 x 50mm	3000mm	10/100
3D7630	Deflection Head Track 0.55mm BMT 76 x 50mm	3000mm	10/100
3D9230	Deflection Head Track 0.55mm BMT 92 x 50mm	3000mm	10/100



Intex Flexible Track

Designed for use in curved structure applications with pivoting sections which flex to suit structural curves in barrel vaults, walls, columns etc.

3FX5130	Flexible Track 51mm	3000mm	2/8
3FX6430	Flexible Track 64mm	3000mm	2/8
3FX7630	Flexible Track 76mm	3000mm	2/8
3FX9230	Flexible Track 92mm	3000mm	2/6



Intex Wall Track 0.75mm BMT

Designed for use in stud wall applications to support studs in fire rated and non-fire rated load bearing partitions and walls.

CODE	DESCRIPTION	LENGTH	PACK QTY
3T5130H	Track 0.75mm BMT 51 x 32mm	3000mm	10/100
3T6430H	Track 0.75mm BMT 64 x 32mm	3000mm	10/100
3T7630H	Track 0.75mm BMT 76 x 32mm	3000mm	10/100
3T9230H	Track 0.75mm BMT 92 x 32mm	3000mm	10/100
3T15030H	Track 0.75mm BMT 150 x 32mm	3000mm	10/100

Intex Wall Stud 0.75mm BMT

Heavy gauge lipped stud designed for fire rated and non-fire rated systems, load bearing walls and partitions. Punched service holes.

3S5124H	Stud 0.75mm BMT 51mm	2400mm	10/100
3S5127H	Stud 0.75mm BMT 51mm	2700mm	10/100
3S5130H	Stud 0.75mm BMT 51mm	3000mm	10/100
3S5136H	Stud 0.75mm BMT 51mm	3600mm	10/100
3S5148H	Stud 0.75mm BMT 51mm	4800mm	10/100
3S6424H	Stud 0.75mm BMT 64mm	2400mm	10/100
3S6427H	Stud 0.75mm BMT 64mm	2700mm	10/100
3S6430H	Stud 0.75mm BMT 64mm	3000mm	10/100
3S6436H	Stud 0.75mm BMT 64mm	3600mm	10/100
3S6448H	Stud 0.75mm BMT 64mm	4800mm	10/100
3S7624H	Stud 0.75mm BMT 76mm	2400mm	10/100
3S7627H	Stud 0.75mm BMT 76mm	2700mm	10/100
3S7630H	Stud 0.75mm BMT 76mm	3000mm	10/100
3S7636H	Stud 0.75mm BMT 76mm	3600mm	10/100
3S7648H	Stud 0.75mm BMT 76mm	4800mm	10/100
3S7660H	Stud 0.75mm BMT 76mm	6000mm	10/100
3S9224H	Stud 0.75mm BMT 92mm	2400mm	10/100
3S9227H	Stud 0.75mm BMT 92mm	2700mm	10/100
3S9230H	Stud 0.75mm BMT 92mm	3000mm	10/100
3S9236H	Stud 0.75mm BMT 92mm	3600mm	10/100
3S9242H	Stud 0.75mm BMT 92mm	4200mm	10/100
3S9248H	Stud 0.75mm BMT 92mm	4800mm	10/100
3S9260H	Stud 0.75mm BMT 92mm	6000mm	10/100
3S15036H	Stud 0.75mm BMT 150mm	3600mm	10/100
3S15048H	Stud 0.75mm BMT 150mm	4800mm	10/100
3S15060H	Stud 0.75mm BMT 150mm	6000mm	10/100

Intex Deflection Head Track 0.75mm BMT

Heavy gauge track designed for use in wall and floor applications to support studs in non-load bearing fire rated partitions and walls, particularly in multi story applications. Features full 50mm flange for specific applications.

CODE	DESCRIPTION	LENGTH	PACK QTY
3D6430H	Deflection Head Track 0.75mm BMT 64 x 50mm	3000mm	10/100
3D7630H	Deflection Head Track 0.75mm BMT 76 x 50mm	3000mm	10/100
3D9230H	Deflection Head Track 0.75mm BMT 92 x 50mm	3000mm	10/100
3D15030H	Deflection Head Track 0.75mm BMT 150 x 50mm	3000mm	10/100

Intex Nogging Track 0.75mm BMT

Designed to provide extra support to wall studs and prevent twisting when fastening sheets. Suitable for use with 1.15mm BMT studs.

3NT6445H	Nogging Track 0.75mm BMT (450mm Centre) 64mm	3645mm	10/100
3NT6460H	Nogging Track 0.75mm BMT (600mm Centre) 64mm	3645mm	10/100
3NT7645H	Nogging Track 0.75mm BMT (450mm Centre) 76mm	3645mm	10/100
3NT7660H	Nogging Track 0.75mm BMT (600mm Centre) 76mm	3645mm	10/100
3NT9245H	Nogging Track 0.75mm BMT (450mm Centre) 92mm	3645mm	10/100
3NT9260H	Nogging Track 0.75mm BMT (600mm Centre) 92mm	3645mm	10/100
3NT15045H	Nogging Track 0.75mm BMT (450mm Centre) 150mm	3645mm	10/100
3NT15060H	Nogging Track 0.75mm BMT (600mm Centre) 150mm	3645mm	10/100

Intex Top Hat Sections

Heavy gauge section designed for fixing compressed sheets to building facades.

3TH1536	Top Hat Section 50 x 15mm	3600mm	10/100
3TH5036	Top Hat Section 50 x 35mm	3600mm	10/100
3TH5072	Top Hat Section 50 x 35mm	7200mm	10/100
3TH5636	Top Hat Section 75 x 35mm	3600mm	10/100
3TH5672	Top Hat Section 75 x 35mm	7200mm	10/100

Intex Utility Angles 0.75mm BMT

Heavy Duty angle designed for steel frame buildings, used in construction of bulkheads and ceiling suspension in cyclonic rated systems.

2UA3536	Utility Angle 0.75mm BMT 35 x 35mm x 0.8mm	3600mm	20
2UA5036	Utility Angle 0.75mm BMT 50 x 50mm x 0.8mm	3600mm	20

Intex Wall Track 1.15mm BMT

Extra heavy gauge steel section used to support studs in fire rated and non-fire rated, load bearing partitions and walls.

CODE	DESCRIPTION	LENGTH	PACK QTY
3T6430X	Track 1.15mm BMT 64mm	3000mm	10/100
3T7630X	Track 1.15mm BMT 76mm	3000mm	10/100
3T9230X	Track 1.15mm BMT 92mm	3000mm	10/100
3T15030X	Track 1.15mm BMT 150mm	3000mm	10/100

Intex Wall Stud 1.15mm BMT

Extra heavy gauge lipped stud designed for fire rated and non-fire rated systems, load bearing walls and partitions. Punched service holes.

3S6430XL	Stud 1.15mm BMT 64mm	3000mm	10
3S6448XL	Stud 1.15mm BMT 64mm	3600mm	10
3S7624XL	Stud 1.15mm BMT 64mm	4800mm	10
3S7627XL	Stud 1.15mm BMT 76mm	2400mm	10
3S7630XL	Stud 1.15mm BMT 76mm	2700mm	10
3S7636XL	Stud 1.15mm BMT 76mm	3000mm	10
3S7648XL	Stud 1.15mm BMT 76mm	3600mm	10
3S7660XL	Stud 1.15mm BMT 76mm	4800mm	10
3S9227XL	Stud 1.15mm BMT 76mm	6000mm	10
3S9230XL	Stud 1.15mm BMT 92mm	2700mm	10
3S9236XL	Stud 1.15mm BMT 92mm	3000mm	10
3S9248XL	Stud 1.15mm BMT 92mm	3600mm	10
3S9260XL	Stud 1.15mm BMT 92mm	4800mm	10
3S9272XL	Stud 1.15mm BMT 92mm	6000mm	10
3S15072XL	Stud 1.15mm BMT 92mm	7200mm	10
3S9272XL	Stud 1.15mm BMT 150mm	7200mm	10

Intex Deflection Head Track 1.2mm BMT

Extra heavy gauge track designed for use in wall and floor applications to support studs in load bearing fire rated partitions and walls, particularly in multistorey applications. Features full 50mm flange for specific applications.

CODE	DESCRIPTION	LENGTH	PACK QTY
3D6430XH	Deflection Head Track 1.2mm BMT 64 x 50mm	3000mm	10/100
3D7630XH	Deflection Head Track 1.2mm BMT 76 x 50mm	3000mm	10/100
3D9230XH	Deflection Head Track 1.2mm BMT 92 x 50mm	3000mm	10/100
3D15030XH	Deflection Head Track 1.2mm BMT 150 x 50mm	3000mm	10/100

Intex Acoustic Resilient Mounts

Components designed to fix furring channel and battens to walls and ceilings whilst providing reduction in noise transmission and isolation from structure vibration.

CODE	DESCRIPTION	CTN QTY
2RD20	MegaBatten® Section Direct Fix Resilient Mount	100
2RD9	Furring Channel Direct Fix Resilient Mount	100
2RD15	BettaFix Furring Channel Resilient Mount	100
2RD1	Furring Channel Direct Fix Resilient Mount	100
2RD1T	Furring Channel Threaded Resilient Mount*	100
2RD5	Furring Channel to Top Cross Rail Direct Fix Resilient Mount	100
2RD6	Furring Channel to Purlin Direct Fix Resilient Mount	100
2RD7	Concrete to Stud Wall Bracket Resilient Mount	100
2RD8	Joiner Bracket Resilient Mount	100
RESIL045	Resil-A-Mat Resilient Rubber Mat	200
2CSS	Staggered Stud Clip	100

*Various fastener sizes available.



2RD20



2RD9



2RD15



2RD1



2RD1T



2RD5



2RD6



2RD7



2RD8



RESIL045



2CSS

Intex External Corner Angles

Superior compound adhesion and low profile nib creating pencil sharp straight line while reducing amount of finish compound required. Packaged in boxes.

CODE	DESCRIPTION	MATERIAL	LENGTH	PACK QTY
PEX9024	Perforated External Angle 90°	Galvanised	2400mm	50
PEX9025	Perforated External Angle 90°	Galvanised	2550mm	50
PEX9027	Perforated External Angle 90°	Galvanised	2700mm	50
PEX9030	Perforated External Angle 90°	Galvanised	3000mm	50
PEX9036	Perforated External Angle 90°	Galvanised	3600mm	50
PEX9030SS	Perforated External Angle 90°	Stainless Steel	3000mm	40
PEX13524	Perforated External Angle 135°	Galvanised	2400mm	50
PEX13527	Perforated External Angle 135°	Galvanised	2700mm	50
PEX13530	Perforated External Angle 135°	Galvanised	3000mm	50
PEX13536	Perforated External Angle 135°	Galvanised	3600mm	50

Original expanded mesh angle with open weave design and high build nib, designed for superior bonding of plaster or render applications.

PEX3224	Mesh External Angle 90°	Galvanised	2400mm	50
PEX3227	Mesh External Angle 90°	Galvanised	2700mm	50
PEX3230	Mesh External Angle 90°	Galvanised	3000mm	50
PEX3236	Mesh External Angle 90°	Galvanised	3600mm	50
PEX3230AL	Mesh External Angle 90°	Aluminium	3000mm	50
PEX3230SS	Mesh External Angle 90°	Stainless Steel	3000mm	50

Heavy Duty angle with 45mm legs. Open weave mesh design allows for greater render penetration and adhesion.

RA9024	Mesh Render External Angle 2.5mm Radius 90°	Galvanised	2400mm	20
RA9028	Mesh Render External Angle 2.5mm Radius 90°	Galvanised	2800mm	20
RA9030	Mesh Render External Angle 2.5mm Radius 90°	Galvanised	3000mm	20
RA9030SS	Mesh Render External Angle 4.5mm Radius 90°	Stainless Steel	3000mm	20
RA9030AL	Mesh Render External Angle 2.5mm Radius 90°	Aluminium	3000mm	20
RA90L24	Mesh Render External Angle 4.5mm Radius 90°	Galvanised	2400mm	20
RA90L28	Mesh Render External Angle 4.5mm Radius 90°	Galvanised	2800mm	20
RA90L30	Mesh Render External Angle 4.5mm Radius 90°	Galvanised	3000mm	20

Intex Bullnose External Corner Trims

Produces a contemporary bullnose look. Can be used in both plaster and render applications.

RB1030	Perforated External Bullnose Trim 10mm Radius 90°	Galvanised	3000mm	10
--------	---	------------	--------	----

Intex Internal Corner Angles

Designed to produce strong, straight and crack free internal corners.

CODE	DESCRIPTION	LENGTH	PACK QTY
PA9024	Perforated Internal Angle 90°	2400mm	50
PA9027	Perforated Internal Angle 90°	2700mm	50
PA9030	Perforated Internal Angle 90°	3000mm	50
PA9036	Perforated Internal Angle 90°	3600mm	50
PA13524	Perforated Internal Angle 135°	2400mm	50
PA13527	Perforated Internal Angle 135°	2700mm	50
PA13530	Perforated Internal Angle 135°	3000mm	50

Intex Flashing Angles

Heavy Duty angles designed for use behind plasterboard corners as a backing angle, adding strength and acting as a flashing in wet areas.

PBA9024	Internal Flashing Angle 0.35mm BMT	2400mm	20
PBA9027	Internal Flashing Angle 0.35mm BMT	2700mm	20
PBA9030	Internal Flashing Angle 0.35mm BMT	3000mm	20

Intex Arch Beads

Conforms to archways and other curved wall applications.

PAB18030	Perforated Arch Bead	3000mm	80
PAB18036	Perforated Arch Bead	3600mm	50

Intex Casing Beads

Designed to cover edges of plasterboard and fibre cement sheets with no stopping up required. Paintable surface.

MCB0630	Casing Bead 6mm	3000mm	20
MCB1024	Casing Bead 10mm	2400mm	20
MCB1027	Casing Bead 10mm	2700mm	20
MCB1030	Casing Bead 10mm	3000mm	20
MCB1036	Casing Bead 10mm	3600mm	20
MCB1324	Casing Bead 13mm	2400mm	20
MCB1327	Casing Bead 13mm	2700mm	20
MCB1330	Casing Bead 13mm	3000mm	20
MCB1336	Casing Bead 13mm	3600mm	20
MCB1630	Casing Bead 16mm	3000mm	20

Intex Stopping Beads

Designed to encase board edges with a perforated stop up edge.

CODE	DESCRIPTION	LENGTH	PACK QTY
SB0630	Perforated Edge Stopping Bead 6mm	3000mm	20
SB1024	Perforated Edge Stopping Bead 10mm	2400mm	20
SB1027	Perforated Edge Stopping Bead 10mm	2700mm	20
SB1030	Perforated Edge Stopping Bead 10mm	3000mm	20
SB1036	Perforated Edge Stopping Bead 10mm	3600mm	20
SB1324	Perforated Edge Stopping Bead 13mm	2400mm	20
SB1327	Perforated Edge Stopping Bead 13mm	2700mm	20
SB1330	Perforated Edge Stopping Bead 13mm	3000mm	20
SB1336	Perforated Edge Stopping Bead 13mm	3600mm	20
SB1630	Perforated Edge Stopping Bead 16mm	3000mm	20

Intex Stopping Angles - Shadowline

Designed to create effective architectural Shadowline when butting up to door jambs, ceilings, etc.

SL0630	Perforated Edge Stopping Bead 6mm	3000mm	80
SL1030	Perforated Shadowline Stopping Angle 10mm	3000mm	80

Intex Casing Beads - Shadowline

Similar to Shadowline Stopping Angle except with a leg to go behind board. No stopping up necessary.

SC1030	Shadowline Casing Bead 10mm	3000mm	10
SC1330	Shadowline Casing Bead 13mm	3000mm	1/30

Intex Expansion Joint Trims

Designed for use where an expansion joint is required, allowing for movement in all directions. Supplied with spline.

EJ0630	Perforated Expansion Joint Trim 6mm	3000mm	10
EJ1030	Perforated Expansion Joint Trim 10mm	3000mm	10

Intex Stopping Angles

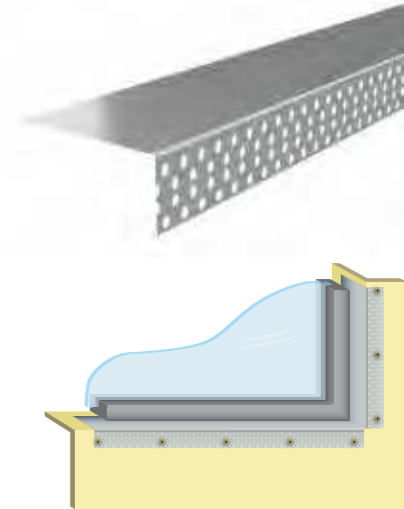
Designed for use around door jambs and window returns.

LSA0630	Perforated Stopping Angle Long Leg 6mm	3000mm	80
LSA1030	Perforated Stopping Angle Long Leg 10mm	3000mm	80
LSA1330	Perforated Stopping Angle Long Leg 13mm	3000mm	80
LSA1630	Perforated Stopping Angle Long Leg 16mm	3000mm	80
LSA3030	Perforated Stopping Angle Long Leg 30mm	3000mm	50

Intex Window & Door Reveal Beads

Heavy Duty trims manufactured from 0.8mm BMT steel. Designed for finishing window and door reveals, eliminating warping, twisting, cracking, and damage from UV rays.

CODE	DESCRIPTION	LENGTH	PACK QTY
WT02030	RevealX® Window Trim 20mm	3000mm	10
WT02036	RevealX® Window Trim 20mm	3600mm	10
WT02530	RevealX® Window Trim 25mm	3000mm	10
WT02536	RevealX® Window Trim 25mm	3600mm	10
WT03530	RevealX® Window Trim 35mm	3000mm	10
WT03536	RevealX® Window Trim 35mm	3600mm	10
WT04030	RevealX® Window Trim 40mm	3000mm	10
WT04036	RevealX® Window Trim 40mm	3600mm	10
WT04530	RevealX® Window Trim 45mm	3000mm	10
WT04536	RevealX® Window Trim 45mm	3600mm	10
WT05030	RevealX® Window Trim 50mm	3000mm	10
WT05036	RevealX® Window Trim 50mm	3600mm	10
WT06030	RevealX® Window Trim 60mm	3000mm	10
WT06036	RevealX® Window Trim 60mm	3600mm	10
WT06530	RevealX® Window Trim 65mm	3000mm	10
WT06536	RevealX® Window Trim 65mm	3600mm	10
WT07530	RevealX® Window Trim 75mm	3000mm	10
WT07536	RevealX® Window Trim 75mm	3600mm	10
WT08030	RevealX® Window Trim 80mm	3000mm	10
WT08036	RevealX® Window Trim 80mm	3600mm	10
WT09030	RevealX® Window Trim 90mm	3000mm	10
WT09036	RevealX® Window Trim 90mm	3600mm	10
WT10030	RevealX® Window Trim 100mm	3000mm	10
WT10036	RevealX® Window Trim 100mm	3600mm	10
WT11030	RevealX® Window Trim 110mm	3000mm	10
WT11036	RevealX® Window Trim 110mm	3600mm	10
WT12030	RevealX® Window Trim 120mm	3000mm	10
WT12036	RevealX® Window Trim 120mm	3600mm	10
WT13530	RevealX® Window Trim 135mm	3000mm	10
WT13536	RevealX® Window Trim 135mm	3600mm	10
WT15030	RevealX® Window Trim 150mm	3000mm	10
WT15036	RevealX® Window Trim 150mm	3600mm	10



Intex Casing Beads

Designed to provide an easy and economical way to cover edges of fibre cement, composite boards or plasterboard sheets with no stopping up required.

CODE	DESCRIPTION	LENGTH	CTN QTY
4CB4530	Casing Bead 4.5mm	3000mm	25/100
4CB4536	Casing Bead 4.5mm	3600mm	25/100
4CB0624	Casing Bead 6mm	2400mm	25/100
4CB0630	Casing Bead 6mm	3000mm	25/100
4CB0636	Casing Bead 6mm	3600mm	25/100
4CB1024	Casing Bead 10mm	2400mm	25/100
4CB1027	Casing Bead 10mm	2700mm	25/100
4CB1030	Casing Bead 10mm	3000mm	25/100
4CB1036	Casing Bead 10mm	3600mm	25/100
4CB1324	Casing Bead 13mm	2400mm	25/100
4CB1327	Casing Bead 13mm	2700mm	25/100
4CB1330	Casing Bead 13mm	3000mm	25/100
4CB1336	Casing Bead 13mm	3600mm	25/100
4CB1630	Casing Bead 16mm	3000mm	25/100



Intex Divisional Moulds

Designed to provide an easy and economical way to join fibre cement, composite boards or plasterboard sheets with no stopping up required. Particularly useful for eaves and joints in transportable buildings.

CODE	DESCRIPTION	LENGTH	CTN QTY
4DM4524	Divisional Mould 4.5mm	2400mm	25/100
4DM4530	Divisional Mould 4.5mm	3000mm	25/100
4DM4536	Divisional Mould 4.5mm	3600mm	25/100
4DM0624	Divisional Mould 6mm	2400mm	25/100
4DM0630	Divisional Mould 6mm	3000mm	25/100
4DM0636	Divisional Mould 6mm	3600mm	25/100
4DM1024	Divisional Mould 10mm	2400mm	25/100
4DM1030	Divisional Mould 10mm	3000mm	25/100
4DM1036	Divisional Mould 10mm	3600mm	25/100
4DM1336	Divisional Mould 13mm	3600mm	25/100



Intex Internal Divisional Moulds

Designed to provide an easy and economical way to join fibre cement, composite boards or plasterboard sheets with no stopping up required. Particularly useful for eaves and joints in transportable buildings.

CODE	DESCRIPTION	LENGTH	CTN QTY
4IM4530	Internal Divisional Mould 4.5mm	3000mm	25
4IM0630	Internal Divisional Mould 6mm	3000mm	25
4IM1030	Internal Divisional Mould 10mm	3000mm	10



Intex External Divisional Moulds

Designed to provide an easy and economical way to join fibre cement, composite boards or plasterboard sheets with no stopping up required. Particularly useful for eaves and joints in transportable buildings.

CODE	DESCRIPTION	LENGTH	CTN QTY
4EM4530	External Divisional Mould 4.5mm	3000mm	25
4EM0630	External Divisional Mould 6mm	3000mm	25
4EM1030	External Divisional Mould 10mm	3000mm	10



Intex External Corner Beads

Popular low profile bead, rust, dent and damage free. Exclusive knurled finish ensures effective compound adhesion. Ideal for use in high traffic areas.

CODE	DESCRIPTION	LENGTH	CTN QTY
4PE9024	External Corner Bead 32mm Legs Low Profile 90°	2400mm	50
4PE9030	External Corner Bead 32mm Legs Low Profile 90°	3000mm	50
4PE9030TT	TrimTex External Corner Bead 90° (4010)	3000mm	50



Specifically designed for render applications. 44mm wide legs and oversize slots allow more compound to bond to the wall.

CODE	DESCRIPTION	LENGTH	CTN QTY
4PR90TT	TrimTex External Render Corner Bead 90° 2.5mm Radius (S010)	3000mm	40



Obtuse splayed bead designed for bay windows and external obtuse corners. Flexes from 120° to 140°. Exclusive knurled finish ensures effective compound adhesion.

CODE	DESCRIPTION	LENGTH	CTN QTY
4P135US	External Corner Bead 135°	3000mm	50
4P135TT	TrimTex External Corner Bead 135° (4210)	3000mm	70



Adjustable design flexes to finish outside corners from 115° to 155°. Designed for mudding on rather than staples or adhesive. Features self aligning inner & outer nib, creating sharp outside corner.

CODE	DESCRIPTION	LENGTH	CTN QTY
4AX135TT	TrimTex External Corner Bead Adjustable 135° (MSR010)	3000mm	50



Intex Arch External Corner Beads



Easy to install bead for all archways and other curved corners. Allows for 250mm inside radius to 450mm outside radius. Exclusive knurled finish ensures effective compound adhesion. Jumbo bead has 44mm legs and is ideal for high traffic areas.

CODE	DESCRIPTION	LENGTH	CTN QTY
4P180	Arch Bead Low Profile	3000mm	50
4P180TT	TrimTex Arch Bead Low Profile (4110)	3000mm	50

Intex Slimline External Corner Beads



Slimline bead rust, dent and damage free. Low profile sharp nib saves compound and produces a neat sharp corner.

4PESL24TT	TrimTex Slimline External Corner Bead 90° (R008LP)	2400mm	50
4PESL30TT	TrimTex Slimline External Corner Bead 90° (R010LP)	3000mm	50

Intex Internal Corner Beads



Flexes from 70° to 150° to create sharp straight lines in off angle or difficult corners. Exclusive knurled finish ensures effective compound adhesion.

4A135US	Internal Corner Bead Adjustable	3000mm	70
4A135TT	TrimTex Internal Corner Bead Adjustable (4310)	3000mm	70

Designed to create sharp straight inside 90° corners easily and economically. Ideal for square set ceilings.

4PA90TT	TrimTex Internal Corner Bead 90° (4350)	3000mm	40
---------	---	--------	----

Intex Arch Internal Corner Bead



Easy to install bead for all archways and other curved corners. Allows for 250mm inside radius to 450mm outside radius.

4APA90TT	TrimTex Arch Corner Bead 90° (4150)	3000mm	40
----------	-------------------------------------	--------	----

Intex Magic Corner Bead



A unique co-extrusion of rigid and flexible PVC allows this bead to be used on any degree angle while doubling as an expansion joint. Flexes with building movement eliminating cracking.

4MC61TT	TrimTex Magic Corner Bead Roll (4320)	61m	1
---------	---------------------------------------	-----	---

Intex Expansion Joint Beads



One-piece trim manufactured with rigid PVC, joined with flexible connections. Features tearaway strips acting as a joint knife guide, protecting centre from compound.

CODE	DESCRIPTION	LENGTH	CTN QTY
4EJ27TT	TrimTex Expansion Bead with Tearaway Strip (2710)	3000mm	25
4EJ93TT	TrimTex Expansion Bead 'V-Joint' with Tearaway Strip (093V)	3000mm	20

Intex Fast Cap Trims



Heavy gauge one-piece trim designed for fast and easy finishing of doorways, wall ends, etc. Primed for paint adhesion. 4FC89TT suits 64mm stud with 13mm board. 4FC95TT suits 76mm stud with 10mm board.

4FC89TT	TrimTex Fast Cap Wall End Trim 89mm (4883)	3000mm	10
4FC95TT	TrimTex Fast Cap Wall End Trim 95mm (4810)	3000mm	10

Intex Finish Trims



Designed to fit over L Beads and can be adjusted to create custom sized stopping angles. 10mm lip helps to conceal framing gaps.

4FT19TT	TrimTex Finish Trim 19mm Slip Over (3910)	3000mm	30
4FT19BTT	TrimTex Finish Trim 19mm Slip Over 10mm Lip (3950)	3000mm	30

Intex Flashing Beads

Designed for use as a flashing in wet areas.

4FL2536	Flashing Bead 25 x 25mm	3600mm	25
4FL4018	Flashing Bead 40 x 40mm	1800mm	100
4FL5030	Flashing Bead 50 x 75mm	3000mm	25

Intex Flexible Grid Angles



Designed to finish exposed ceilings around columns, wall coves, etc. White to match grid or can be painted. Finishes columns of 140mm radius or larger. The 4FG22 suits 1525mm minimum inside radius. 4FG14TT suits minimum 460mm inside radius.

4FG22	Flex Grid Angle 22mm Face	2400mm	100
4FG14TT	TrimTex Flex Grid Angle 14mm Face (8159)	2400mm	63

Intex L Beads



Features exclusive ZipStrip acting as a joint knife guide and protective masking from compounds and paints against window, ceilings, etc. When finished strip peels away for a clean, sharp finish. Exclusive knurled finish for ultimate compound adhesion.

CODE	DESCRIPTION	LENGTH	CTN QTY
4TSA00US	L Bead Flat (No Leg)	3000mm	50
4TSA00TT	TrimTex L Bead Flat (No Leg) (9000)	3000mm	50
4TSA06US	L Bead with ZipStrip® 6mm	3000mm	50
4TSA06TT	TrimTex L Bead with Tearaway Strip 6mm (9002)	3000mm	50
4TSA10US	L Bead with ZipStrip® 10mm	3000mm	50
4TSA10TT	TrimTex L Bead with Tearaway Strip 10mm (9004)	3000mm	50
4TSA13US	L Bead with ZipStrip® 13mm	3000mm	50
4TSA13TT	TrimTex L Bead with Tearaway Strip 13mm (9010)	3000mm	50
4TSA16TT	TrimTex L Bead with Tearaway Strip 16mm (9110)	3000mm	50

For use around windows and doors for insulation and sound isolation. Seal also replaces caulk.

4TSZ10TT	TrimTexSuper Seal L Bead 10mm (9210)	3000mm	25
----------	--------------------------------------	--------	----

Economical angle, rust, dent and damage free. Has generous yet low profile 28mm perforated stop up leg. Ideal for use around door jambs and window reveals.

4LSA13TT	TrimTex L Bead Standard 13mm (3210)	3000mm	80
4LSA16TT	TrimTex L Bead Standard 16mm (3310)	3000mm	80

Intex L Beads - Oversized



Economical angle, rust, dent and damage free. Extra large leg designed as a labour saving finishing bead for window reveals. 4OSA68TT is two sizes in one, score line bends back for 54mm applications. Can also be used in conjunction with finish trims for other required sizes.

4OSA25TT	TrimTex Oversized L Bead 25mm (3510)	3000mm	50
4OSA32TT	TrimTex Oversized L Bead 32mm (3610)	3000mm	50
4OSA68TT	TrimTex Oversized L Bead 54 or 68mm (3611)	3000mm	30

Intex L Beads - Super & Giant



Designed for quick and economical finishing of window reveals from 40 to 150mm. In between sizes can be used in conjunction with finish trims. Super is pre-scored at 40, 55 and 65mm. Giant is pre-scored at 100, 110 and 125mm.

4L095TT	TrimTex L Bead Super 80mm Leg (3710)	3000mm	30
4L152TT	TrimTex L Bead Giant 145mm Leg (3850)	3000mm	20

Intex Arch L Beads



Designed for finishing around columns etc. Allows from 455mm outside radius to 910mm inside radius. Solid leg is 16mm with a score line to tear off if used with 13mm board.

CODE	DESCRIPTION	LENGTH	CTN QTY
4ASA16TT	TrimTex Arch Stopping Angle 13 or 16mm Leg (3299)	3000mm	50

Intex Arch L Beads - Super & Giant



Designed for quick and economical finishing of arch or circular window reveals from 40 to 150mm. In between sizes can be used in conjunction with finish trims. Super is pre-scored at 40, 55 and 65mm. Giant is pre-scored at 100, 110 and 125mm.

4A095TT	TrimTex Arch L Bead Super with 80mm Leg (3810)	3000mm	30
4A152TT	TrimTex Arch L Bead Giant with 145mm Leg (3860)	3000mm	20

Intex Reveal Beads



Decorative trim designed to create a reveal in plasterboard surface. Can be used on any angle.

4RB13TT	TrimTex Reveal Bead 13mm Deep x 13mm Wide (5110)	3000mm	20
---------	--	--------	----

Intex Shadowline Beads



Designed to create effective architectural shadowline when butting up to door jambs, ceilings, etc. Featuring exclusive ZipStrip acting as a joint knife guide and protective masking from compounds on adjacent surfaces. (4SL13TT has no ZipStrip)

4TSL06TT	TrimTex Shadowline Bead with Tearaway Strip 6mm (5530T)	3000mm	25
4TSL10US	Shadowline Bead with ZipStrip® 10mm	3000mm	40
4TSL10TT	TrimTex Shadowline Bead with Tearaway Strip 10mm (5520T)	3000mm	25
4SL13TT	TrimTex Shadowline Bead 13mm (5510T)	3000mm	25

Intex Arch Shadowline Beads



Flexible shadowline designed for curved walls and columns. Flexes in both directions.

4SFX10TT	TrimTex Shadowline Arch Bead with Tearaway Strip 10mm (5550T)	3000mm	25
4SFX13TT	TrimTex Shadowline Arch Bead with Tearaway Strip 13mm (5560T)	3000mm	25

Intex Bullnose External Corner Beads



Designed to create an attractive rounded external corner profile. Features exclusive knurled finish for effective compound adhesion.

CODE	DESCRIPTION	LENGTH	CTN QTY
4BN901024US	Bullnose External Corner Bead 10mm Radius 90°	2400mm	35
4BN901030US	Bullnose External Corner Bead 10mm Radius 90°	3000mm	30
4BN9024US	Bullnose External Corner Bead 19mm Radius 90°	2400mm	35
4BN9030US	Bullnose External Corner Bead 19mm Radius 90°	3000mm	35
4BN13510US	Bullnose External Corner Bead 10mm Radius 135°	3000mm	35
4BN135US	Bullnose External Corner Bead 19mm Radius 135°	3000mm	35

Intex Bullnose Internal Corner Beads



Designed to create an attractive rounded internal corner profile.

4BI90TT	TrimTex Internal Corner Bullnose Trim 19mm Radius 135° (7250)	3000mm	35
4BI135TT	TrimTex Internal Corner Bullnose Trim 19mm Radius 90° (7210)	3000mm	35

Intex Bullnose Arch External Beads



Designed to create an attractive rounded corner profile. Notched to conform to archways and curves.

4BA18010TT	TrimTex Arch Bead Bullnose 10mm Radius (35020)	3000mm	25
4BA180TT	TrimTex Arch Bead Bullnose 19mm Radius (7110)	3000mm	35

Intex Bullnose L Beads - Super & Giant



Designed for economical finishing of window reveals while creating an attractive rounded corner profile.

4BS095TT	TrimTex L Bead Super Bullnose Trim 19mm Radius (7610)	3000mm	30
4BG152TT	TrimTex L Bead Giant Bullnose 19mm Radius (7750)	3000mm	20

Intex Bullnose Arch L Beads



Designed for quick and economical finishing of arch or circular reveals from 40 to 150mm, while creating an attractive rounded corner profile. In between sizes can be used in conjunction with finish trims. Super is pre-scored at 40, 55 and 65mm. Giant is pre-scored at 100, 110 and 125mm.

CODE	DESCRIPTION	LENGTH	CTN QTY
4BA095TT	TrimTex Arch L Bead Bullnose 19mm Radius with 80mm Leg (7710)	3000mm	30
4BA152TT	TrimTex Arch L Bead Bullnose 19mm Radius with 145mm Leg (7760)	3000mm	20

Intex Bullnose Rail Trims



Decorative trim designed to create a reveal in plasterboard surface. Can be used on any angle. Ideal for breaking the monotony of long walls and for use as a protective chair rail.

4BR00TT	TrimTex Bullnose Rail Trim 13mm Deep x 25mm Wide (67210)	3000mm	20
---------	--	--------	----

The Strongest Bond!

Intex MegaGrip® Corner Bead Spray Adhesive is specifically formulated aerosol for applying paper and PVC corner beads to drywall. It is an industrial grade contact adhesive and will create high strength permanent bonds quickly and easily.



Product Featured 6SA500

Intex Manhole Frames

Heavy Duty one-piece PVC surround designed for fast installation. Fits standard 450 or 600mm ceiling joist centres. Supplied with fixing holes and inside flange for lid to sit on.



CODE	DESCRIPTION	SIZE	CTN QTY
4MF4545	PVC Manhole Frame	450 x 450mm	5
4MF4560	PVC Manhole Frame	450 x 600mm	5
4MF6060	PVC Manhole Frame	600 x 600mm	5

Four-piece PVC surround kit supplied flat packed, saving storage and cartage space. Supplied with corner joiners and can be cut down to fit any size opening.



CODE	DESCRIPTION	SIZE	CTN QTY
4MKX60	PVC Manhole Frame Kit (Incl. 4 Sides & 4 Corners)	600 x 600mm	1/20

Intex Slimline Access Panels

Hinged access panels with low profile design for walls and ceilings. Designed to meet requirements of Australian domestic and commercial installation Building Codes. Features strong welded construction, fully concealed hinges and easy install adjustable fixing tabs. White powder coated frame and metal doors. MDF doors are white pre-primed and remove easily for fast installation and improved access.



CODE	DESCRIPTION	LOCK TYPE	EDGE TYPE	DOOR TYPE	SIZE	CTN QTY
APFL30BM	Slimline Access Panel	Twist Latch	Flange	Metal	300 x 300mm	1/5
APFL30BW	Slimline Access Panel	Twist Latch	Flange	MDF	300 x 300mm	1/5
APSB30BM	Slimline Access Panel	Twist Latch	Set Bead	Metal	300 x 300mm	1/5
APSB30BW	Slimline Access Panel	Twist Latch	Set Bead	MDF	300 x 300mm	1/5
APSB30TM	Slimline Access Panel	Touch Latch	Set Bead	Metal	300 x 300mm	1/5
APSB30TW	Slimline Access Panel	Touch Latch	Set Bead	MDF	300 x 300mm	1/5
APFL45BM	Slimline Access Panel	Twist Latch	Flange	Metal	450 x 450mm	1/5
APFL45BW	Slimline Access Panel	Twist Latch	Flange	MDF	450 x 450mm	1/5
APFL45TM	Slimline Access Panel	Touch Latch	Flange	Metal	450 x 450mm	1/5
APSB45BM	Slimline Access Panel	Twist Latch	Set Bead	Metal	450 x 450mm	1/5
APSB45BW	Slimline Access Panel	Twist Latch	Set Bead	MDF	450 x 450mm	1/5
APSB45TM	Slimline Access Panel	Touch Latch	Set Bead	Metal	450 x 450mm	1/5
APSB45TW	Slimline Access Panel	Touch Latch	Set Bead	MDF	450 x 450mm	1/5
APFL56BM	Slimline Access Panel	Twist Latch	Flange	Metal	560 x 560mm	1/5
APFL56BW	Slimline Access Panel	Twist Latch	Flange	MDF	560 x 560mm	1/5
APSB56BM	Slimline Access Panel	Twist Latch	Set Bead	Metal	560 x 560mm	1/5
APSB56BW	Slimline Access Panel	Twist Latch	Set Bead	MDF	560 x 560mm	1/5
APFL60BM	Slimline Access Panel	Twist Latch	Flange	Metal	600 x 600mm	1/5
APFL60BW	Slimline Access Panel	Twist Latch	Flange	MDF	600 x 600mm	1/5
APSB60BM	Slimline Access Panel	Twist Latch	Set Bead	Metal	600 x 600mm	1/5
APSB60BW	Slimline Access Panel	Twist Latch	Set Bead	MDF	600 x 600mm	1/5
APSB60TM	Slimline Access Panel	Touch Latch	Set Bead	Metal	600 x 600mm	1/5

Intex Sound Rated Access Panels

Hinged access panels with certified sound ratings for walls and ceilings, designed to meet requirements of Australian domestic and commercial installation Building Codes. Featuring strong welded construction, fully concealed hinges and easy install fixing tabs. White powder coated frame and doors. Complies with AU/NZ access panel sound rating standards.

CODE	DESCRIPTION	LOCK TYPE	EDGE TYPE	DOOR TYPE	SIZE	CTN QTY
APFL30RW34	Sound Rated Access Panel	Twist Latch	Flange	Metal	300 x 300mm	1
APSB30RW34	Sound Rated Access Panel	Twist Latch	Set Bead	Metal	300 x 300mm	1
APFL45RW34	Sound Rated Access Panel	Twist Latch	Flange	Metal	450 x 450mm	1
APSB45RW34	Sound Rated Access Panel	Twist Latch	Set Bead	Metal	450 x 450mm	1
APFL60RW34	Sound Rated Access Panel	Twist Latch	Flange	Metal	600 x 600mm	1
APSB60RW34	Sound Rated Access Panel	Twist Latch	Set Bead	Metal	600 x 600mm	1


*Additional sizes and sound ratings available on request.



Intex Fire Rated Access Panels - 1 Hour

Hinged access panels with certified fire rating for walls and ceilings, designed to meet requirements of Australian domestic and commercial installation Building Codes. Featuring strong welded construction and fully concealed adjustable hinges. Complies with AU/NZ access panel 1 hour fire rating standards.


PF1FL30	1 HR Fire Rated Access Panel	Budget Latch	Flange	Fire Resistant	300 x 300mm	1
PF1SB30	1 HR Fire Rated Access Panel	Budget Latch	Set Bead	Fire Resistant	300 x 300mm	1
PF1FL45	1 HR Fire Rated Access Panel	Budget Latch	Flange	Fire Resistant	450 x 450mm	1
PF1SB45	1 HR Fire Rated Access Panel	Budget Latch	Set Bead	Fire Resistant	450 x 450mm	1
PF1FL60	1 HR Fire Rated Access Panel	Budget Latch	Flange	Fire Resistant	600 x 600mm	1
PF1SB60	1 HR Fire Rated Access Panel	Budget Latch	Set Bead	Fire Resistant	600 x 600mm	1



Intex Fire Rated Access Panels - 2 Hour

Hinged access panels with certified fire rating for walls and ceilings, designed to meet requirements of Australian domestic and commercial installation Building Codes. Featuring strong welded construction and fully concealed adjustable hinges. Complies with AU/NZ access panel 2 hour fire rating standards.

PF2FL30	2 HR Fire Rated Access Panel	Screw Fixed	Flange	Fire Resistant	300 x 300mm	1
PF2SB30	2 HR Fire Rated Access Panel	Screw Fixed	Set Bead	Fire Resistant	300 x 300mm	1
PF2FL45	2 HR Fire Rated Access Panel	Screw Fixed	Flange	Fire Resistant	450 x 450mm	1
PF2SB45	2 HR Fire Rated Access Panel	Screw Fixed	Set Bead	Fire Resistant	450 x 450mm	1
PF2FL60	2 HR Fire Rated Access Panel	Screw Fixed	Flange	Fire Resistant	600 x 600mm	1
PF2SB60	2 HR Fire Rated Access Panel	Screw Fixed	Set Bead	Fire Resistant	600 x 600mm	1



Intex ZipStrip® Bugle Head Needle Point Fine Thread



CODE	DESCRIPTION	SIZE	CTN QTY
8CBN25	Drywall to Timber or Light Gauge Metal Collated Screw	6 x 25mm	1000/10000
8CBN32	Drywall to Timber or Light Gauge Metal Collated Screw	6 x 32mm	1000/10000
8CBN42	Drywall to Timber or Light Gauge Metal Collated Screw	6 x 42mm	1000/8000
8CBN50	Drywall to Timber or Light Gauge Metal Collated Screw	7 x 50m	1000/8000

Exclusive ProtecX® Class 4 coating is for use where corrosion resistant fixings are required.



8CBNC425	ProtecX® (Class 4) Drywall to Timber or Light Gauge Metal Collated Screw	6 x 25mm	1000/10000
----------	--	----------	------------

Intex ZipStrip® Bugle Head Self Drill Point Fine Thread



8CBD25	Drywall to 0.8 - 2.3mm Thick Metal Collated Screw	6 x 25mm	1000/10000
8CBD30	Drywall to 0.8 - 2.3mm Thick Metal Collated Screw	6 x 30mm	1000/10000
8CBD42	Drywall to 0.8 - 2.3mm Thick Metal Collated Screw	6 x 42mm	1000/8000

Intex ZipStrip® Bugle Head Needle Point Coarse Thread



Coarse thread ensures greater holding power than standard needle point screws.

8CBC25	Drywall to Soft Timber Collated Screw	6 x 25mm	1000/10000
8CBC32	Drywall to Soft Timber Collated Screw	6 x 32mm	1000/10000
8CBC42	Drywall to Soft Timber Collated Screw	6 x 42mm	1000/8000

Intex ZipStrip® Bugle Head Needle Point Fine & Coarse Thread



Unique fixing screw featuring a dual thread, designed for fast installation of plasterboard to timber, soft wood and light gauge metal sections. Exclusive double Bugle Head eliminates plasterboard paper tearing when being fastened.

8CTZ32	TwinZip® Drywall to Soft Timber or Light Gauge Metal Collated Screw	6 x 32mm	1000/10000
--------	---	----------	------------

Intex ZipStrip® Bugle Head Needle Point Coarse Thread Laminating



Thicker gauge coarse thread screw designed for laminating multiple layers of plasterboard.

8CBGL38	Drywall Laminating Collated Screw	10 x 38mm	1000/8000
---------	-----------------------------------	-----------	-----------

Intex ZipStrip® Self Embed Head Needle Point Fine Thread

Features eight cutting ribs under head for superior self-embedding.

CODE	DESCRIPTION	SIZE	CTN QTY
8CVS20	Fibre Cement to Timber or Light Gauge Metal Collated Screw	8 x 20mm	1000/10000
8CVS30	Fibre Cement to Timber or Light Gauge Metal Collated Screw	8 x 30mm	1000/10000



Intex ZipStrip® Self Embed Head Self Drill Point Fine Thread

Features eight cutting ribs under head for superior self-embedding.

8CVD20	Fibre Cement to 0.8 - 3.6mm Thick Metal Collated Screw	8 x 20mm	1000/10000
8CVD30	Fibre Cement to 0.8 - 3.6mm Thick Metal Collated Screw	8 x 30mm	1000/10000



Intex ZipStrip® Flower Head Type17 Point Fine Thread

Type 17 point forms thread cutting action into timber eliminating timber expansion and minimising timber splitting. Flower head design for low profile and superior self-embedding. Exclusive ProtecX® Class 4 coating provides superior corrosion resistance.

8CFTC425	ProtecX® (Class 4) Fibre Cement to Timber or Light Gauge Metal Collated Screw	6 x 25mm	1000/10000
----------	---	----------	------------



Intex ZipStrip® Flower Head Self Drill Point Fine Thread

Flower head design for low profile and superior self-embedding. Exclusive ProtecX® Class 4 coating provides superior corrosion resistance.

8CFDC425	ProtecX® (Class 4) Fibre Cement to 0.8 - 3.6mm Thick Metal Collated Screw	8 x 25mm	1000/10000
8CFDC41025	ProtecX® (Class 4) Fibre Cement to 0.8 - 3.6mm Thick Metal Collated Screw	10 x 25mm	1000/10000



X marks the spot!



PREMIUM PRODUCTS
GUARANTEED
Est. 1989

All Intex screws are proudly engraved with our registered X symbol for traceability and piece of mind that you're using the original and the best!

Guaranteed and approved for all Australian manufactured plasterboards and fibre cement sheets.

Intex MegaFix® Bugle Head Needle Point Fine Thread



CODE	DESCRIPTION	SIZE	CTN QTY
8BGS25	Drywall to Timber or Light Gauge Metal Screw	6 x 25mm	1000/10000
8BGS30	Drywall to Timber or Light Gauge Metal Screw	6 x 30mm	1000/10000
8BGS40	Drywall to Timber or Light Gauge Metal Screw	6 x 40mm	1000/5000
8BGS50	Drywall to Timber or Light Gauge Metal Screw	7 x 50mm	1000/4000
8BGS65	Drywall to Timber or Light Gauge Metal Screw	8 x 65mm	500/2500
8BGS75	Drywall to Timber or Light Gauge Metal Screw	8 x 75mm	500/2000

Intex MegaFix® Bugle Head Self Drill Point Fine Thread



8BGD25	Drywall to 0.8 - 2.3mm Thick Metal Screw	6 x 25mm	1000/10000
8BGD30	Drywall to 0.8 - 2.3mm Thick Metal Screw	6 x 30mm	1000/10000
8BGD40	Drywall to 0.8 - 2.3mm Thick Metal Screw	6 x 40mm	1000/5000
8BGD60	Drywall to 0.8 - 2.3mm Thick Metal Screw	8 x 60mm	500/2500

Intex MegaFix® Bugle Head Needle Point Coarse Thread



Coarse thread ensures greater holding power than standard needle point screws.

8BGC25	Drywall to Soft Timber Screw	6 x 25mm	1000/10000
8BGC30	Drywall to Soft Timber Screw	6 x 30mm	1000/10000
8BGC40	Drywall to Soft Timber Screw	6 x 40mm	1000/5000
8BGC63	Drywall to Soft Timber Screw	8 x 63mm	500/2000

Intex MegaFix® Bugle Head Needle Point Coarse Thread Laminating



Thicker gauge coarse thread screw designed for laminating multiple layers of plasterboard.

8BGL38	Drywall Laminating Screw	10 x 38mm	1000/5000
8BGL50	Drywall Laminating Screw	10 x 50mm	1000/4000

Intex MegaFix® Button Head Self Drill Point Fine Thread



Stitching screws designed to fasten metal sections up to 0.8mm together. Features a wide yet low profile head.

8BTS15	Metal to 0.8mm Thick Metal Screw	8 x 15mm	1000/12000
8BTS25	Metal to 0.8mm Thick Metal Screw	8 x 25mm	1000/6000
8BTS40	Metal to 0.8mm Thick Metal Screw	8 x 40mm	1000/4000

Intex MegaFix® Button Head Self Drill Point Fine Thread

Stitching screws designed to fasten metal sections from 0.8 to 3.2mm together. Features a wide yet low profile head.

CODE	DESCRIPTION	SIZE	CTN QTY
8BTD12	Metal to 0.8 - 3.2mm Thick Metal Screw	8 x 12mm	1000/12000
8BTD16	Metal to 0.8 - 3.2mm Thick Metal Screw	8 x 16mm	1000/12000
8BTD25	Metal to 0.8 - 3.2mm Thick Metal Screw	8 x 25mm	1000/4000
8BTD40	Metal to 0.8 - 3.2mm Thick Metal Screw	8 x 40mm	1000/6000



Intex MegaFix® Micro Flat Head Needle Point Fine Thread

Features low profile head. Thread runs to the head for extra tight fixing.

8FHS16	Metal to 0.8 Thick Metal Screw	10 x 16mm	1000/12000
--------	--------------------------------	-----------	------------



Intex MegaFix® Micro Flat Head Self Drill Point Fine Thread

Features low profile head. Thread runs to the head for extra tight fixing. Exclusive ProtecX® Class 4 coating is for use where corrosion resistant fixings are required.

8FHD16	Metal to 0.8 - 3.2mm Thick Metal Screw	10 x 16mm	1000/12000
8FHD22	Metal to 0.8 - 3.2mm Thick Metal Screw	10 x 22mm	1000/12000
8FHD416	ProtecX® (Class4) Metal to 0.8 - 3.2mm Thick Metal Screw	10 x 16mm	1000/12000
8FHD422	ProtecX® (Class4) Metal to 0.8 - 3.2mm Thick Metal Screw	10 x 22mm	1000/12000



Intex MegaFix® Screws Wafer Head Self Drill Point Fine Thread

Thicker gauge screw with small diameter head. Exclusive ProtecX® Class 4 coating is for use where corrosion resistant fixings are required.

8WFD22	Metal to 0.8 - 3.2mm Thick Metal Screw	10 x 22mm	1000/6000
8WFD430	ProtecX® (Class4) Metal to 0.8 - 3.2mm Thick Metal Screw	10 x 30mm	1000/5000



Intex MegaFix® Self Embed Head Needle Point Fine Thread

Features eight cutting ribs under head for superior self-embedding.

8CSS20	Fibre Cement to Timber or Light Gauge Metal Screw	8 x 20mm	1000/12000
8CSS30	Fibre Cement to Timber or Light Gauge Metal Screw	8 x 30mm	1000/8000
8CSS50	Fibre Cement to Timber or Light Gauge Metal Screw	8 x 50mm	1000/4000



Intex MegaFix® Self Embed Head Self Drill Point Fine Thread

Features eight cutting ribs under head for superior self-embedding.

8CSD20	Fibre Cement to 0.8 - 3.6mm Thick Metal Screw	8 x 20mm	1000/12000
8CSD30	Fibre Cement to 0.8 - 3.6mm Thick Metal Screw	8 x 30mm	1000/6000



Intex MegaFix® Self Embed Head Wing Tek Point Fine Thread

Designed for fastening fibre cement to light gauge metal sections in one easy operation. Features eight cutting ribs under head for superior self-embedding. Exclusive ProtecX® Class 4 coating is for use where corrosion resistant fixings are required.



CODE	DESCRIPTION	SIZE	CTN QTY
8CSW22	ProtecX® (Class4) Fibre Cement to Light Gauge Metal Screw	8 x 22mm	1000/10000
8CSW32	ProtecX® (Class4) Fibre Cement to Light Gauge Metal Screw	8 x 32mm	1000/6000
8CSW45	Fibre Cement to Light Gauge Metal Screw	10 x 45mm	500/2000

Intex MegaFix® Flower Head Wing Tek Point Fine Thread

Flower head for low profile and superior self-embedding. Exclusive ProtecX® Class 4 coating provides superior corrosion resistance.



8FHW445	ProtecX® (Class4) Fibre Cement to Timber or Light Gauge Metal Screw	10 x 45mm	500/2000
8FHW465	ProtecX® (Class4) Fibre Cement to Timber or Light Gauge Metal Screw	10 x 65mm	500/2000

Intex MegaFix® Flower Head Type 17 Point Fine Thread

Type 17 point forms thread cutting action into timber eliminating timber expansion and minimising timber splitting. Flower head for low profile and superior self-embedding. Exclusive ProtecX® Class 4 coating provides superior corrosion resistance.



8FHTC420	ProtecX® (Class4) Fibre Cement to Timber or Light Gauge Metal Screw	8 x 20mm	1000/10000
8FHTC425	ProtecX® (Class4) Fibre Cement to Timber or Light Gauge Metal Screw	8 x 25mm	1000/6000

Intex MegaFix® Flower Head Self Drill Point Fine Thread

Flower head for low profile and superior self-embedding. Exclusive ProtecX® Class 4 coating provides superior corrosion resistance.



8FHDC425	ProtecX® (Class4) Fibre Cement to 0.8 - 3.6mm Thick Metal Screw	8 x 25mm	1000/5000
8FHDC41025	ProtecX® (Class4) Fibre Cement to 0.8 - 3.6mm Thick Metal Screw	10 x 25mm	1000/5000

Intex MegaFix® Hex Head Self Drill Point Fine Thread

Ideal for fastening top hat sections.



8HXD20	Metal to 0.8 - 4.4mm Thick Metal Screw	12 x 20mm	1000/5000
--------	--	-----------	-----------

Intex MegaFix® Self Embed Head Needle Point Coarse Thread Chipboard

Multipurpose wood screw featuring four cutting ribs under head for superior self-embedding.



8CBS25	Multipurpose Chipboard Screw	8 x 25mm	1000/10000
8CBS32	Multipurpose Chipboard Screw	8 x 32mm	1000/10000
8CBS41	Multipurpose Chipboard Screw	8 x 41mm	1000/5000
8CBS50	Multipurpose Chipboard Screw	8 x 50mm	1000/4000
8CBS65	Multipurpose Chipboard Screw	8 x 65mm	500/2000

Intex MegaFix® Diamond Point Ring Shank Nails

Gold passivated nail featuring annular rings for improved holding power into soft woods. Sharp long diamond point provides effective penetration. Head is dished with lattice top for superior compound adhesion. 25mm size is ideal for fixing ceramic tile underlay.

CODE	DESCRIPTION	SIZE	CTN QTY
7RG25BT	Drywall to Soft Timber Nail (15kg Box)	25 x 2.8mm	1
7RG30P	Drywall to Soft Timber Nail (2.5kg Box)	30 x 2.8mm	1
7RG30BT	Drywall to Soft Timber Nail (15kg Box)	30 x 2.8mm	1
7RG40P	Drywall to Soft Timber Nail (2.5kg Box)	40 x 2.8mm	1



Intex MegaFix® Diamond Point Screw Shank Nails

Gold passivated nail screw shank design providing easy installation and holding power into both hard and soft woods. Has a long diamond point for quick installation. Head is dished with lattice top for effective compound adhesion.

7SC30P	Drywall to Soft Timber Nail (2.5kg Box)	30 x 2.8mm	1
7SC30BT	Drywall to Soft or Hard Timber Nail (15kg Box)	30 x 2.8mm	1



Intex MegaFix® Diamond Point Smooth Shank Nails

Gold passivated nail featuring sharp long diamond point for effective penetration. Head is dished with lattice top for superior compound adhesion.

7SM30P	Drywall to Hard Timber Nail (2.5kg Box)	30 x 2.8mm	1
7SM30BT	Drywall to Hard Timber Nail (15kg Box)	30 x 2.8mm	1



Intex MegaFix® Galvanised Diamond Point Smooth Shank Nails

Features sharp long diamond point for effective penetration. Head is dished with lattice top for superior compound adhesion. Galvanised coating for additional corrosion resistance. Longer lengths are ideal for nailing multiple layers of board.

7GV40P	Drywall to Soft Timber Nail (2.5kg Box)	40 x 2.8mm	1
7GV50P	Drywall to Soft Timber Nail (2.5kg Box)	50 x 2.8mm	1



Intex MegaFix® Diamond Point Ring Shank Coil Nails

Gold passivated nails with annular rings on shank improving holding power in timber. 7mm head is dished with lattice top for superior compound adhesion. Collated plastic strip contains 200 nails per coil.

7CNR32	Drywall to Timber Coil Nail	32 x 2.3mm	8000
--------	-----------------------------	------------	------



Intex MegaFix® Staples

Heavy Duty general purpose staples particularly suited for fixing external angles and PVC mouldings. Electro galvanised chisel point design featuring universal fit for Intex, Arrow, Rapid and other common staple gun brands.



CODE	DESCRIPTION	SIZE	CTN QTY
9SA08	Chisel Point Staples (Pack of 2000)	8mm	1/24
9SA08B	Chisel Point Staples (Pack of 5000)	8mm	1
9SA10	Chisel Point Staples (Pack of 2000)	10mm	1/24
9SA10B	Chisel Point Staples (Pack of 5000)	10mm	1
9SA12	Chisel Point Staples (Pack of 2000)	12mm	1/24
9R08	Rapid Staples - Suits 14/34/44 (Pack of 2000)	8mm	1/50
9R08B	Rapid Staples - Suits 14/34/44 (Pack of 5000)	8mm	1/5/20
9R10	Rapid Staples - Suits 34/44 (Pack of 2000)	10mm	1/50
9R10B	Rapid Staples - Suits 34/44 (Pack of 5000)	10mm	1/5/15
9R12	Rapid Staples - Suits 34/44 (Pack of 2000)	12mm	1/10/40

Intex MegaFix® Suspension Anchors - Sleeve Type

Designed to provide rod suspension from concrete.



CODE	DESCRIPTION	SIZE	CTN QTY
9S625	Sleeve Type Suspension Anchor	6.5 x 25mm	100/1000
9S640	Sleeve Type Suspension Anchor	6.5 x 40mm	100/1000

Intex MegaFix® Suspension Anchors - Wedge Type

One-piece anchor designed to provide rod suspension from concrete, which is hammered into hole and pulled back to set.



CODE	DESCRIPTION	SIZE	CTN QTY
9S660	Wedge Type Suspension Anchor	6 x 60mm	100/1000

Intex MegaFix® Tie Wire Spikes

One-piece anchor designed to be hammered into 5 or 6.5mm diameter hole in concrete, providing a suspension point for tie wire or 5mm rod.

CODE	DESCRIPTION	SIZE	CTN QTY
2H7A	Tie Wire Spike	5 x 32mm	100/500
2H7B	Tie Wire Spike	6.5 x 32mm	100/500



Intex MegaFix® Metal Anchors - Mushroom Head

All metal construction designed to provide an easy yet secure fixing into concrete and masonry. Corrosion resistant anchor with superior holding power and fire resistance to nylon anchors.

CODE	DESCRIPTION	SIZE	CTN QTY
9M632	Metal Pin Anchor Mushroom Head - 6.5mm	32mm	100/2000
9M650	Metal Pin Anchor Mushroom Head - 6.5mm	50mm	100/1000



Intex MegaFix® Nylon Anchors - Round Head

Flexible nylon body with yellow zinc coated steel nail, designed to provide an easy yet secure fixing into concrete and masonry.

CODE	DESCRIPTION	HOLE SIZE	LENGTH	CTN QTY
9N525	Nylon Pin Anchor Round Head	5mm	25mm	100/1000
9N540	Nylon Pin Anchor Round Head	5mm	40mm	100/1000
9N625	Nylon Pin Anchor Round Head	6.5mm	25mm	100/1000
9N640	Nylon Pin Anchor Round Head	6.5mm	40mm	100/1000
9N650	Nylon Pin Anchor Round Head	6.5mm	50mm	100/1000



Intex MegaFix® Nylon Anchors - Mushroom Head

Flexible nylon body with yellow zinc coated steel nail, designed to provide an easy yet secure fixing into concrete and masonry.

CODE	DESCRIPTION	HOLE SIZE	LENGTH	CTN QTY
9N525M	Nylon Pin Anchor Mushroom Head	5mm	25mm	100/1000
9N540M	Nylon Pin Anchor Mushroom Head	5mm	40mm	100/1000
9N625M	Nylon Pin Anchor Mushroom Head	6.5mm	25mm	100/1000
9N640M	Nylon Pin Anchor Mushroom Head	6.5mm	40mm	100/1000
9N650M	Nylon Pin Anchor Mushroom Head	6.5mm	50mm	100/1000
9N675M	Nylon Pin Anchor Mushroom Head	6.5mm	75mm	100/1000



Intex MegaFix® Drywall Anchors



One-piece hollow body self drilling anchors designed for use in plasterboard to provide a secure fastening point.

CODE	DESCRIPTION	CTN QTY
9PAZ1	Metal Alloy Self Drilling Anchor	100/1000

Intex MegaFix® Suspension Brackets

Clips and fasteners designed to hang suspension rod from.

CODE	DESCRIPTION	CTN QTY
2H1	Suspension Rod Bracket	100/1000
2H2	Suspension Rod Right Angle Bracket	100/1000
2VF	Purlin Clip	100/1000



2H1

2H2

2VF

Intex MegaFix® Mickey Pin Anchors



Fine shank masonry nails with washer for fixing to concrete.

CODE	DESCRIPTION	DIAMETER	SIZE	CTN QTY
9MP20	Fine Shank Masonry Nail with Washer	2.5mm	20mm	500/5000
9MP25	Fine Shank Masonry Nail with Washer	2.5mm	25mm	500/5000

Intex MegaFix® Drive Pin Anchors with Washers



Fine shank masonry nails assembled with 20mm diameter washer for fixing to concrete. Plastic washer holds pin firmly in tool. Top hat ensures fast and accurate installation. Ideal for fastening track to concrete.

CODE	DESCRIPTION	DIAMETER	SIZE	CTN QTY
9DW25	Drive Pin for Concrete - Washer	8mm	25mm	100/2000
9DW25T	Drive Pin with Top Hat for Concrete - Washer	8mm	25mm	100/2000
9DW30T	Drive Pin with Top Hat for Concrete - Washer	8mm	32mm	100/2000

Intex MegaFix® Micky Pin Anchors

Assembled with right angle bracket to hang suspension rod from. Both types have a pre-assembled top hat. The 9AC25 assembly has plastic flute to hold pin in tool, while the 9AC25T assembly uses 8.5mm plastic washer.

CODE	DESCRIPTION	SIZE	CTN QTY
9AC25	Angle Clip Assembly with Top Hat & Flute for Concrete	8 x 25mm	100/1200
9AC25T	Angle Clip Assembly with Top Hat	8 x 25mm	100/1200



Intex MegaFix® Collated Powder Actuated Gun Load Strips

Rim fire metal cased power loads are collated in a safety plastic strip. Designed for use with Intex AP360, Hilti DX350, DX36M, DX450, DXA40, DXA41, Ramset S75A, Powers R3500, BET0200, EXP360, etc.

CODE	DESCRIPTION	CTN QTY
9P1R	High Strength Winchester .27 Calibre 10 Charge Load Strips - Red	100
9P1Y	Medium Strength Winchester .27 Calibre 10 Charge Load Strips - Yellow	100



Intex PlasterX® Driver Bits

Hardened and heat treated bit tips designed to suit standard 6.5mm hex holders.

CODE	DESCRIPTION	SIZE	CTN QTY
9STS	Phillips Head Driver Bit 6.5mm (Pack of 10)	25mm	1/50
9STD	Double End Phillips Head Driver Bit 6.5mm (Pack of 4)	45mm	1



Intex PlasterX® Collated Screw Gun Driver Bits

Designed for use with collated screw guns.

CODE	DESCRIPTION	SIZE	CTN QTY
9ST35	Phillips Head Driver Bit - Suit Makita 6833 & 6835 Guns (Pack of 4)	132mm	1
9ST55	Phillips Head Driver Bit - Suit Intex ASG18V & Makita 550 Gun (Pack of 4)	157mm	1



Intex PlasterX® Drywall Driver Adaptors

Phillips head driver bit assembled with a collar designed to drive screw to a present depth below surface and draw paper in evenly.



CODE	DESCRIPTION	SIZE	CTN QTY
9S039	Drywall Depth Gauge Driver Adaptor with Phillips Head Bit (4 Pack)	23mm	1/24
Designed to convert any power drill into a screw gun. Adjusts quickly and easily for accurate countersinking or protrusion of screws. The collar prevents paper tearing when screwing into plasterboard. Complete with 3 replacement bit tips.			
9EP11	Drywall Depth Gauge Driver Adaptor Adjuster	70mm	1/12

Intex PlasterX® Bit Holders

One-piece magnetic nut setters for power driving hex head screws, bolts and nuts.



9MBH	Magnetic Screw Bit Holder	60mm	1/20
------	---------------------------	------	------

Intex Hex Socket Drivers

One-piece magnetic nut setters for driving hex head screws.



9HS08	Magnetic Hex Socket 8mm (Pack of 2)	42mm	1/20
-------	-------------------------------------	------	------

Intex Double End Drill Bits

High speed steel drill bits with unique Titanium coating for longer life. Ideal for drilling holes for rivets.



9D30	Double End Drill Bit No. 30 (1/8")	52mm	1
------	------------------------------------	------	---

Intex Masonry Drill Bits

Multifit design for use with all rotary hammer drills using SDS or SDS Plus drill bits. Manufactured with chrome vanadium steel with a tungsten alloy carbide tip providing accuracy, speed & long life.

CODE	DESCRIPTION	DIAMETER	SIZE	CTN QTY
9D50110	SDS Plus Multifit Masonry Drill Bit	5mm	50 x 110mm	10
9D50160	SDS Plus Multifit Masonry Drill Bit	5mm	110 x 160mm	10
9D55110	SDS Plus Multifit Masonry Drill Bit	5.5mm	50 x 110mm	10
9D55160	SDS Plus Multifit Masonry Drill Bit	5.5mm	110 x 160mm	10
9D60110	SDS Plus Multifit Masonry Drill Bit	6mm	50 x 110mm	10
9D60160	SDS Plus Multifit Masonry Drill Bit	6mm	110 x 160mm	10
9D65110	SDS Plus Multifit Masonry Drill Bit	6.5mm	50 x 110mm	10
9D65160	SDS Plus Multifit Masonry Drill Bit	6.5mm	110 x 160mm	10
9D80110	SDS Plus Multifit Masonry Drill Bit	8mm	50 x 110mm	10
9D80160	SDS Plus Multifit Masonry Drill Bit	8mm	110 x 160mm	10
9D10160	SDS Plus Multifit Masonry Drill Bit	10mm	110 x 160mm	10
9D12160	SDS Plus Multifit Masonry Drill Bit	12mm	110 x 160mm	10
9D12250	SDS Plus Multifit Masonry Drill Bit	12mm	200 x 250mm	10
9D14300	SDS Plus Multifit Masonry Drill Bit	14mm	250 x 300mm	10



Intex Countersinking Drill Bits

Manufactured with quality carbide tip to ensure long life.

9CS66	Countersinking Drill Bit with Welded Stop	1
-------	---	---



PREMIUM PRODUCTS
GUARANTEED
Est. 1989

The complete system of Intex fasteners are the proven choice of industry professionals. Guaranteed and approved for all Australian manufactured plasterboards and fibre cement sheets.

Intex Fire & Acoustic Rated Sealants

Water-based acrylic sealing compound for the sealing of gaps and service penetrations in plasterboard, masonry, timber, Hebel and Speedpanel/Speedwall applications. Highly flexible formula allows for up to 40% movement. Paintable material is odourless and cleans up with water. Approved and compliant with AU/NZ standards, tested to AS1530.4:2005 and AS4072.1, with up to 5 hours fire and smoke rating and acoustic reduction up to 65dB with 56STC sound rating.

CODE	DESCRIPTION	VOLUME	CTN QTY
6FR3W	BlazeBlocker® Fire Rated Joint Sealant Cartridge - White	300ml (10.2oz)	12
6FR6G	BlazeBlocker® Fire Rated Joint Sealant Sausage - Grey	600ml (20.2oz)	12
6FR3G	BlazeBlocker® Fire Rated Joint Sealant Cartridge - Grey	300ml (10.2oz)	12
6FR6W	BlazeBlocker® Fire Rated Joint Sealant Sausage - White	600ml (20.2oz)	12

Specific products details are found below under Intex High Expansion Intumescent Fire Rated Sealants.

6FR3H	BlazeBlocker® Fire Rated Joint Sealant HPE Cartridge - Grey	600ml (20.2oz)	12
6FR6H	BlazeBlocker® Fire Rated Joint Sealant HPE Sausage - Grey	300ml (10.2oz)	12

Specific products details are found below under Intex High Durability Intumescent Fire Rated Sealants.

6FR3E	BlazeBlocker® EndureX® Fire Rated Joint Sealant Cartridge - Grey	300ml (10.2oz)	12
6FR6E	BlazeBlocker® EndureX® Fire Rated Joint Sealant Sausage - Grey	600ml (20.2oz)	12



Intex High Expansion Intumescent Fire Rated Sealants

Advanced high pressure exerting graphite-based acrylic sealing compound, featuring an expansion rate of up to 40% for the closing of pipes, sealing of linear gaps and protecting penetrations in walls and floors from fire and smoke. Paintable material is odourless and cleans up with water. Tested for use on range of specialist penetration types such as HVAC and refrigerant pipes including lagged copper and Pair-Coil, Armaflex and general pipe insulation lagging, Pair-Coil clusters of insulated HVAC copper pipes, conduit and cables, sprinkler and pressure pipe including Blazemaster/ Spears pipes, NBN data cables, conduits and fibre optic cable, uPVC conduits and pipes, plumbing pipes including uPVC, uPVC-DVW, PEX and HDPE pipes, steel pipes, gas pipes including PEX-AL and copper. Approved and compliant with AU/NZ standards, tested to AS1530.4:2104 on wide range of plasterboard, masonry, Speedpanel/Speedwall and Hebel applications.

6FR3H	BlazeBlocker® Fire Rated Joint Sealant HPE Cartridge - Grey	300ml (10.2oz)	12
6FR6H	BlazeBlocker® Fire Rated Joint Sealant HPE Sausage - Grey	600ml (20.2oz)	12



Intex High Durability Intumescent Fire Rated Sealants

Ultra durable advanced sealing compound for the sealing of metal pipes, sealing of linear gaps and protecting penetrations in walls and floors from fire and smoke. Durable formula maintains integrity of instalment even after intense fire, avoiding shrinkage or powdering. Integrity of fire seal remains even in case vandalism or when cut, as sealant will resume shape once distorting force is removed. Properties are also maintained even when excessively stretched without losing joint integrity. Paintable material is odourless and cleans up with water. Approved and compliant with AU/NZ standards, tested on wide range of plasterboard, fibre cement, concrete, masonry, metals, timber and AAC applications.

6FR3E	BlazeBlocker® EndureX® Fire Rated Joint Sealant Cartridge - Grey	300ml (10.2oz)	12
6FR6E	BlazeBlocker® EndureX® Fire Rated Joint Sealant Sausage - Grey	600ml (20.2oz)	12



Sealants & Adhesives

Intex Gap & Joint Sealants

Acrylic gap and joint sealant specifically formulated for plasterboard wet areas. Also has effective adhesion to fibre cement, wood, brick, concrete, glass, etc. Suitable for interior and exterior use, water resistant, flexible, paintable and cleans up with water.

CODE	DESCRIPTION	VOLUME	CTN QTY
6WRS	Acrylic Gap & Joint Sealant Cartridge	450g	20



Intex Silicone Sealants

All purpose translucent silicone sealant. Mould and UV resistant, highly flexible for internal and external use.

6S03	Multipurpose Silicone Sealant Cartridge	300ml (10.2oz)	20
------	---	----------------	----



Intex MegaGrip® Construction Adhesives

Multipurpose fast drying adhesive featuring high bond strength for bonding most common construction materials, including plasterboard, fibre cement, timber, metal, masonry etc. Compliant with AU/NZ standards, tested to AS2329-1999.

6N03	Multipurpose Construction Adhesive Cartridge	300g	20
------	--	------	----



Intex MegaGrip® Stud Adhesives

Premium grade acrylic adhesive for bonding plasterboard timber wall studs and ceiling joists as well as metal framing members. Exclusive formula features superior bond strength, incredibly low VOC rating, perfect measure of flexibility and its ease of use in application due to no slumps and smooth consistency. Green code compliant and conforms to Australian Standards AS2753.1985. Guaranteed and approved for all Australian manufactured plasterboards.

6TSA52	Acrylic Stud Adhesive Tub	5.2kg	1/180
6TSA08	Acrylic Stud Adhesive Sausage	850g	20
6TSA13	Acrylic Stud Adhesive Tub	1.3kg	8



Intex MegaGrip® PVA Adhesives

Multipurpose adhesive featuring high bond strength for bonding most common construction materials, including plasterboard, fibre cement, timber etc. Ideal for joinery and pre-fabrication works, namely with the Intex Flextos machinery.



CODE	DESCRIPTION	VOLUME	CTN QTY
AXPS67	PVA Glue Bottle	500ml	1

Intex MegaGrip® Hot Glue Adhesives

Multipurpose hot glue adhesive featuring high bond strength for bonding most common construction materials, including plasterboard, fibre cement, timber etc. Ideal for joinery and pre-fabrication works, namely with the Intex Flextos machinery. Suited for use with the Intex Hot Glue Gun Dispensers (AXPS68).



AXPS69	Hot Glue Sticks	10kg	1
--------	-----------------	------	---

Intex MegaGrip® Spray Adhesives



Specifically formulated aerosol for applying PVC and paper corner beads to drywall. Industrial grade contact adhesive featuring fast grab bonding technology. Suitable for use on drywall, MDF, plywood, metals, and many plastic varieties. Red colour tinted adhesive with adjustable spray nozzle. Made in Australia. Supplied in carton qty's for safe transport purposes.



6SA500	MegaGrip® Drywall Cornerbead Spray Adhesive	500ml	12
6SA77	3M Standard Drywall Cornerbead Spray Adhesive	471g	12
6SA77B	3M Super 77 Multipurpose Spray Adhesive	474g	12
6SA847	TrimTex Drywall Cornerbead Spray Adhesive	454g	12

Intex Graphite Powders

Odourless and grease free finely ground powder lubricant, ideal for maintaining power tools.



6GR50	Graphite Powder Dry Lubricant	1.8oz (50g)	10
-------	-------------------------------	-------------	----

Intex Compound Additives

Additive for plaster compounds specifically formulated to increase their adhesion to PVC trims and specialty tapes and trims etc.

CODE	DESCRIPTION	SIZE	CTN QTY
6NP64	No-Pock-Pro® Compound Additive	1.89L	2



Acid used as a retarder extending the pliable texture of compound before it becomes set.

6C02	Citric Acid Compound Retardant	7oz (200g)	1
------	--------------------------------	------------	---



Intex Adhesive Packaging Tapes

A quality grey flexible tape ideal for wrapping bundles etc.

5DT48	Duct Tape	48mm x 30m	60
-------	-----------	------------	----



A general purpose self adhesive packaging tape.

5PK48	Clear Packaging Tape	48mm x 100m	48
-------	----------------------	-------------	----



The rest is just stud adhesive.

The exclusive Intex MegaGrip® Stud Adhesive formula is the proven choice of industry professionals. Fully guaranteed and warranted for all brands of Australian manufactured plasterboard!



Intex PlasterX® Paper Joint Tapes



Manufactured from special fibred paper, buffed on both sides to ensure optimum bonding. Centre creased for easy and accurate corner applications. Spark perforated for ease of use and superior adhesion. Designed for use with both automatic and hand application tools and all major compound brands.



CODE	DESCRIPTION	SIZE	CTN QTY
5PT20S	Spark Perforated Paper Joint Tape	52mm x 23m	60
5PT75S	Spark Perforated Paper Joint Tape	52mm x 76m	20/1260
5PT150S	Spark Perforated Paper Joint Tape	52mm x 150m	10/700

Intex PlasterX® Fibreglass Joint Tapes

Specifically designed to resist edge fray while maintaining ultimate adhesion. Used for taping sections of wall joints and for repairing cracks and holes in plasterboard walls, ceilings and cornice. Easy to use, eliminating pre-plastering and air bubbles.



CODE	DESCRIPTION	SIZE	CTN QTY
5FT20	Self-Adhesive Fibreglass Mesh Joint Tape	50mm x 20m	72
5FT90R	Self-Adhesive Fibreglass Mesh Joint Tape	50mm x 90m	24/672
5FTR50	Self-Adhesive Alkali-Resistant Fibreglass Mesh Joint Tape	50mm x 50m	24

Open Fibre Joint Tapes

Revolutionary open fibre tape fuses with compound for super strong joints. Mould resistant. Centre creased for easy and accurate corner applications. Designed for use with both automatic and hand application tools and all major compound brands.



CODE	DESCRIPTION	SIZE	CTN QTY
5FF76	FibaFuse Paperless Joint Tape	52mm x 76m	20/800

PREMIUM PRODUCTS

GUARANTEED

Est. 1989

The complete system of Intex PlasterX® joint tapes are the proven choice of industry professionals.

Guaranteed and approved for all Australian manufactured plasterboard and fibre cement sheets.

StraitFlex® Joint Tapes



Ultra-thin drywall tape compared with the Original (5SF30), used in place of paper joint tape while providing up to four times extra strength, with faster and easier installation. Ideal for use in wet areas and as a repair tape where humidity causes paper tape on flat joints and inside corners to fail. Manufactured with patented strong composite material that will not soften or sag and is unaffected by water. Resists blisters, tears, cracking, dents, paint chipping, and will not rust or fuzz-up when sanding.

CODE	DESCRIPTION	SIZE	CTN QTY
5TT30	StraitFlex® Tuff Joint Tape	52mm x 30m	12



Versatile drywall tape designed to flex and finish any internal or external corner. Ideal for bay windows, off angles, coffered and vaulted ceilings. Easier to install than metal or PVC profiles and much stronger than paper tape. Straightens minor framing irregularities and substantially saves compound, installation and sanding time. Perforated design ensures a superior bond. Manufactured with patented strong composite material that resists dents and paint chipping, and will not rust or fuzz-up when sanding.

CODE	DESCRIPTION	SIZE	CTN QTY
5SF30	StraitFlex® Original Corner Tape	30.5m	12



Versatile drywall tape designed to flex and finish any internal or external corner. Ideal for bay windows, off angles, coffered and vaulted ceilings. Easier to install than metal or PVC profiles and much stronger than paper tape. Straightens minor framing irregularities and substantially saves compound, installation and sanding time. Perforated design ensures a superior bond. Manufactured with patented strong composite material that resists dents and paint chipping, and will not rust or fuzz-up when sanding.

CODE	DESCRIPTION	SIZE	CTN QTY
5SFM30	StraitFlex® Medium Corner Tape	30m	12



Wider version of the Original (5SF30), designed to straighten large framing irregularities in vaulted ceilings and external off angles. Ideal where existing corner angle profile is damaged or cracked and can be applied directly over the top. Easier to install than metal or PVC profiles and much stronger than paper tape. Creates a sharp straight edge even in irregular applications and substantially saves compound, installation and sanding time. Perforated design ensures a superior bond.

CODE	DESCRIPTION	SIZE	CTN QTY
5SB30P	StraitFlex® Big Corner Tape	30.5m	12



Same as the Original tape (5SF30), but features die cuts designed for all radius curves and arches. Easier to install than metal or PVC profiles and much stronger than paper tape. Straightens minor framing irregularities and substantially saves compound, installation and sanding time. Also features pre-finished surface requiring only skim coat edges to finish and patented tear strips to create easy straight-to-curve transitions. Perforated design ensures a superior bond.

CODE	DESCRIPTION	SIZE	CTN QTY
5AF15	StraitFlex® Arch Corner Tape	15m	12



Intex Structural Corner Tapes



Versatile drywall tape with metal reinforced construction, designed to flex and finish any internal or external corner. Easier to install than metal or PVC profiles. Creates a sharp straight edge even in irregular applications, straightens minor framing irregularities and saves compound, installation and sanding time.

CODE	DESCRIPTION	SIZE	CTN QTY
5FL30	Paperbead® Flexible Corner Tape	30m	10



Versatile paper-faced and laminated composite drywall corner tape designed to flex and finish any internal or external corner. Ideal for external 90° corners, off angles, coffered and vaulted ceilings, butterfly vaults, bay windows, external corners where large fill or straightening is required and replacing damaged or cracked metal corner profiles. Straightens framing irregularities and substantially saves compound, installation and sanding time. Easier to install than metal or PVC angle profiles and much stronger than paper tape.

SXM30	StraitFlex® Laminated Corner Tape - Medium	76mm x 30.5m	12
-------	--	--------------	----



Light weight version of the Medium tape (SXM30), ideal for internal and external 90° corners, inside angles of bay windows and coffers, intricate off angles and external corners where a large fill is required. Creates a sharp straight edge even in irregular applications and substantially saves compound, installation and sanding time. Easier to install than metal or PVC angle profiles and much stronger than paper tape.

SXF15	StraitFlex® Laminated Corner Tape - Light	52mm x 15m	12
-------	---	------------	----



Heavy duty version of the Medium tape (SXM30), ideal for hard-to-straighten external corners and vaults, butterfly vaults and obtuse angles. Straightens framing irregularities and substantially saves compound, installation and sanding time. Easier to install than metal or PVC angle profiles and much stronger than paper tape.

SXW30	StraitFlex® Laminated Corner Tape - Original	102mm x 30m	12
-------	--	-------------	----



Versatile paper-faced and laminated drywall corner tape designed to flex and finish any internal or external corner. Straightens framing irregularities and saves compound, installation and sanding time. Ultraflex Light is a lightweight version and suited for shorter runs. Ultraflex Original is ideal for long peaks.

UFL100	NoCoat Laminated Corner Tape - Light	82mm x 30.5m	10
UFX100	NoCoat Laminated Corner Tape - Original	115mm x 30.5m	4



Intex Internal Corner Beads

Drywall Corner Bead with metal reinforced construction, designed to produce a straight vertical or horizontal external corners while adding strength and minimising cracking.


PBI9024	Paperbead® Internal Angle 90°	2400mm	100
PBI9027	Paperbead® Internal Angle 90°	2700mm	100
PBI9030	Paperbead® Internal Angle 90°	3000mm	100



Intex PlasterX® Repair Patches

Self-adhesive easy to install patch with perforated aluminium sheet and fibreglass mesh, designed for repairing holes and damage in drywall.

5RP01	Aluminium Repair Patch	100 x 100mm	1
5RP02	Aluminium Repair Patch	150 x 150mm	1



Revolutionising the plasterboard industry. One corner at a time!

Superior Bond

Diamond punched 42.6kg (94lb) paper edging ensures the highest bonding strength, easier feathering and faster drying with no rippling or blistering. Also guarantees an even lay-down of the paper providing maximum adhesion.

High Impact Resistance

PUR-laminated nose resists dents and paint chipping and will not rust or fuzz-up during finishing and sanding.

No Cracks. No Callbacks

Strong composite laminate core strips prevent cracks and eliminate recoil for fast and easy installation.

Eliminate Guesswork


Clear primer paper coating prevents paper fuzz-up and seals printed metric measurements and 45° angle suffice on the front. These markings eliminate guesswork when piecing together inside or outside angles.

Perfect Corner Every time.

Memory-free self-straightening hinge design maintains sharp straight inside or outside corners.



Product Featured SXM30



Intex Useit® Super Pad Sanding Discs

Ultra-high performance abrasives featuring advanced technology for flawless results every time. Coarse grit discs are designed for cement surface preparation particularly following form work removal and patching, laceration of wallpapers for stripping and texture coat resurfacing. Heavy gauge aluminium oxide grit and durable paper covered in a unique abrasive coating ensures uniform wearing.



CODE	DESCRIPTION	GRIT	DIAMETER	CTN QTY
5SD016B	Jost® Cushioned Velcro Super Pad (Pack of 10)	16	225mm	1
5SD024B	Jost® Cushioned Velcro Super Pad (Pack of 25)	24	225mm	1
5SD040	Jost® Cushioned Velcro Super Pad (Pack of 5)	40	225mm	1

Ultra-high performance abrasives featuring advanced patented technology for flawless finishing results every time. Exclusive 'Snake-Track' porthole technology draws out dust at edges and over entire disc surface, eliminating build-up and clogging, providing ultra-long abrasive life. Patented cushioning system allows even dust extraction, reduces heat, and causes sanding head to float on the surface; absorbing unevenness, resisting swirl marks and gouging, and assists fatigue free working minimising applied pressure. Aluminium oxide grit and malleable paper covered in a unique abrasive coating ensures uniform wearing.



5SD060	Jost® Cushioned Velcro Super Pad (Pack of 5)	60	225mm	1/25
5SD060B	Jost® Cushioned Velcro Super Pad (Pack of 25)	60	225mm	1
5SD120	Jost® Cushioned Velcro Super Pad (Pack of 5)	120	225mm	1/25
5SD120B	Jost® Cushioned Velcro Super Pad (Pack of 25)	120	225mm	1
5SD150	Jost® Cushioned Velcro Super Pad (Pack of 5)	150	225mm	1/25
5SD150B	Jost® Cushioned Velcro Super Pad (Pack of 25)	150	225mm	1



5SD180	Jost® Cushioned Velcro Super Pad (Pack of 5)	180	225mm	1/25
5SD180B	Jost® Cushioned Velcro Super Pad (Pack of 25)	180	225mm	1
5SD220	Jost® Cushioned Velcro Super Pad (Pack of 5)	220	225mm	1/25
5SD220B	Jost® Cushioned Velcro Super Pad (Pack of 25)	220	225mm	1
5SD280	Jost® Cushioned Velcro Super Pad (Pack of 5)	280	225mm	1/25
5SD360	Jost® Cushioned Velcro Super Pad (Pack of 5)	360	225mm	1/25

Intex Useit® Mesh Super Pad Sanding Discs

Ultra-high performance abrasives featuring advanced patented technology for flawless finishing results every time. Features anti-clogging dust extraction with thousands of portholes over entire disc surface, drawing out dust at edges and over entire disc surface, eliminating build-up and clogging, providing ultra-long abrasive life. Patented cushioning system allows even dust extraction, reduces heat, and causes sanding head to float on the surface; absorbing unevenness, resisting swirl marks and gouging, and assists fatigue free working minimising applied pressure. Aluminium oxide grit applied to hard wearing polyamide fabric reduces tearing and disc edge damage, and ensures uniform wearing.



5SD150MB	Jost® Cushioned Velcro Mesh Super Pad (Pack of 25)	150	225mm	1
5SD180MB	Jost® Cushioned Velcro Mesh Super Pad (Pack of 25)	180	225mm	1
5SD220MB	Jost® Cushioned Velcro Mesh Super Pad (Pack of 25)	220	225mm	1

Intex Trade Super Pad Sanding Discs

Economical high performance abrasives featuring dust extraction portholes drawing out dust at edges and over entire disc surface, eliminating build-up and clogging. Cushioning system causes sanding head to float on the surface; absorbing unevenness, resisting swirl marks and gouging, and assists fatigue free working minimising applied pressure.

CODE	DESCRIPTION	GRIT	SIZE	CTN QTY
5SP120	Trade Cushioned Velcro Super Pad (Pack of 25)	120	225mm	25
5SP150	Trade Cushioned Velcro Super Pad (Pack of 25)	150	225mm	25
5SP180	Trade Cushioned Velcro Super Pad (Pack of 25)	180	225mm	25
5SP220	Trade Cushioned Velcro Super Pad (Pack of 25)	220	225mm	25



Intex Useit® Velcro Sandpaper Sheets

High quality and long lasting sanding sheets, featuring patented cushioning designed to eliminate scratch or swirl marks and provide fast uniform sanding. Perforations assist in dust extraction and stop clogging. The original and the best.

5VP150	Jost® Cushioned Velcro Sheets	150	93 x 235mm	25
5VP180	Jost® Cushioned Velcro Sheets	180	93 x 235mm	25
5VP220	Jost® Cushioned Velcro Sheets	220	93 x 235mm	25



Intex PlasterX® Sandpaper Sheets

Manufactured with strong aluminium oxide grain, resin bonded to durable but flexible backing paper. Slotted ends to suit clamp hand and pole sanders.

5P12S10	Slotted Sandpaper Sheets (Pack of 10)	120	305 x 85mm	1/100
5P15S10	Slotted Sandpaper Sheets (Pack of 10)	150	305 x 85mm	1/100
5P18S10	Slotted Sandpaper Sheets (Pack of 10)	180	305 x 85mm	1/100
5P12L10	Slotted Sandpaper Sheets (Pack of 10)	120	374 x 108mm	1/50
5P15L10	Slotted Sandpaper Sheets (Pack of 10)	150	374 x 108mm	1/50
5P18L10	Slotted Sandpaper Sheets (Pack of 10)	180	374 x 108mm	1/50



Intex PlasterX® Sandmesh Sheets

Double sided sharp silicone carbide abrasive, coated on open mesh backing for more effective sanding. Designed to lasts longer and generate less dust than sandpaper. Slotted ends to suit clamp hand and pole sanders.

5M15S10	Slotted Sandmesh Sheets (Pack of 10)	150	305 x 85mm	1/50
5M22S10	Slotted Sandmesh Sheets (Pack of 10)	220	305 x 85mm	1/50
5M15L10	Slotted Sandmesh Sheets (Pack of 10)	150	374 x 108mm	1/50
5M22L10	Slotted Sandmesh Sheets (Pack of 10)	220	374 x 108mm	1/50



Intex PlasterX® Foam Sander Blocks



Ideal for both flat and contour sanding. Washable and long lasting for wet or dry use.



CODE	DESCRIPTION	GRIT	SIZE	CTN QTY
SFM04	Square Edge Foam Sander Block <small>Counter Display</small>	Fine/Medium	98 x 69 x 26mm	30
SFM04TP	Square Edge Foam Sander Block (Pack of 10)	Fine/Medium	98 x 69 x 26mm	1/24



Extra long block ideal for fast sanding of flat joints and patches. Washable and long lasting for wet or dry use.

SFM49	Large Square Edge Foam Sander Block <small>Counter Display</small>	Fine/Medium	225 x 77 x 26mm	12
-------	--	-------------	-----------------	----



Ideal for easy internal corner sanding featuring angled sides. Tapered edge eliminates scuffing the opposite wall. Washable and long lasting for wet or dry use.

SFM05	Angled Sides Foam Sander Block <small>Counter Display</small>	Fine/Medium	98 x 69 x 26mm	27
SFM05TP	Angled Sides Foam Sander Block (Pack of 10)	Fine/Medium	98 x 69 x 26mm	1/24



Extra long block ideal for easy internal corner sanding featuring angled sides. Tapered edge eliminates scuffing the opposite wall. Washable and long lasting for wet or dry use.

SFM59	Large Angled Sides Foam Sander Block <small>Counter Display</small>	Medium	127 x 75 x 26mm	22
SFM59TP	Large Angled Sides Foam Sander Block (Pack of 10)	Medium	127 x 75 x 26mm	1/24



Ideal for scuff-free internal corner and detail sanding featuring angled sides and two radius edges. Washable and long lasting for wet or dry use.

SFM88	Angled Sides Foam Sander Block with Radius Edges	Medium	127 x 75 x 26mm	22
SFM88TT	TrimTex Angled Sides Foam Sander Block with Radius Edges	Medium	127 x 75 x 26mm	100



A radius foam sanding block with no sharp edges. Ideal for sanding internal bullnose corners and details in fancy cornice. Washable and long lasting for wet or dry use.

SFR19	Foam Sander Block with Radius Edges	Fine	98 x 69 x 26mm	50
-------	-------------------------------------	------	----------------	----



Unique triangular block designed for easy sanding of internal square set corners. Used in hand or in conjunction with suited Intex pole sander head (SPT82). Washable and long lasting for wet or dry use.

SPT56	Hyde Triangular Foam Sander Block - Suits SPT82	Fine	60 x 60 x 225mm	1
-------	---	------	-----------------	---

Intex PlasterX® Foam Sander Pads



Long lasting sanding pads designed to conform to bullnose and other shapes for perfect detail sanding. Flexible design stays flat without curling. Used in hand or in conjunction with suited Intex pole or hand sander.



CODE	DESCRIPTION	GRIT	SIZE	CTN QTY
SFP08	Fabric Backed Foam Sander Pad	Fine	127 x 98 x 5mm	50
SFP16	Fabric Backed Foam Sander Pad	Fine	254 x 98 x 5mm	100

Intex PlasterX® Fibre Cement Cutting Blades

Premium hardened steel cutting blade for repetitive clean cutting of compressed and fibre cement sheet. Features polycrystalline diamond tips (PCD) providing ultra-long effective life. Ventilation holes enhance durability and reduce dust from fibre cement sheet.



CODE	DESCRIPTION	DIAMETER	BORE SIZE	CTN QTY
5TB184	Fibre Cement TurboBlade®	184mm (7.25")	20	25

Intex Cut Off Wheels

Reinforced flat metal cut off wheels for general cutting of all ferrous metals.

5W102	Metal Cut Off Wheel	102mm	16mm	50
5W115	Metal Cut Off Wheel	115mm	22.2mm	100
5W127	Metal Cut Off Wheel	127mm	22.2mm	25
5W178	Metal Cut Off Wheel	178mm	22.2mm	25
5W230	Metal Cut Off Wheel	230mm	22.2mm	25
5W356	Metal Cut Off Wheel	356mm	25.4mm	25
5WUT100	Ultra Thin Metal Cut Off Wheel	100mm	16mm	50
5WUT115	Ultra Thin Metal Cut Off Wheel	115mm	22mm	100
5WUT125	Ultra Thin Metal Cut Off Wheel	125mm	22mm	25



Intex Interface Adaptor Pads

Replacement Velcro abrasive adapter pads for power sanders. Suits Intex Giraffe®, Flex and Porter Cable.

CODE	DESCRIPTION	DIAMETER	CTN QTY
AG066B	Giraffe® Cushioned Interface Pad	210mm	1
5VA702	Useit® Jost® Cushioned Interface Adaptor Pad	210mm	1

